

WAYNE COUNTY FAIR 4-H & FFA PREMIUM BOOK 2024

HONESDALE, PA



4-H WILL OPEN DOORS TO DO MORE IN 2024

Wayne County Fair Directors and Associates

Directors and Officers

Roger Dirlam, President
Jim Fox, Vice President
Jeff Firmstone, 2nd Vice President
Mary Van Patten, Secretary
Jason Donofry, Treasurer
Al Beck
Kathryn Dix
Dave Gelatt
Hugh Irwin
Bob Smith
John Wetmore

Kim Daniels
Ron Scull
Bill Hancock
Lori Olver - Carney
Tom Warnock

Associates

Jess Scull – 4-H
Scott Pennay
Eric Kowalczyk
Sarah Hiller
Jimmie Ann Fries
Dave Jonas
Les Mang
Fred Fowler
Judy Muller
Drew Dirlam
Mike Komar
Matt Coar
Luke Woodmansee
Ashley Nebzydoski
Jack Gumper – **Honorary**
Joe Schweighofer – **Honorary**

Linda Marshall
Dave Cole
Lester Dirlam
Chelsea Hill, Extension
Gerry Hook
Jessica Zablocky
Dustin Smith
Bill Kinsman
Russ LaBar
Jesse Tighe
Dan Brown
Andy Korb
Nicole Daniels

Alfred Howell – **Honorary**
Ellis Dix – **Honorary**

TABLE OF CONTENTS

Judging Schedule	
PA Department of Ag Animal Health Requirements	Page1- 46
Wayne County Fair Rules & Regulations	I
Guidelines for Care of Animals	IV
IAFE National Code of Show Ring Ethics	V
Purebred Dairy Cattle Association Show Ring Ethics	VII
Dairy Cattle Breed Association Requirements	VIII
Showmanship Standards	X
Department 10	
4-H Rules & Regulations	1
Section 1 – Horse	6
Section 2 – Dairy Cattle	12
Section 3 – Beef Cattle	17
Section 4 – Sheep	24
Section 5 – Swine	30
Section 6 – Goats	35
Section 8 – Poultry <u>NO LIVE POULTRY or EGGS 2024</u>	41
Section 9 – Rabbits	43
Section 10 – Animal Science	49
Section 13 – Plant Science	57
Section 15 – Foods and Nutrition	66
Section 18 – Textile Science	71
Section 19 – Expressive Arts	75
Section 20- Health & Fitness	83
Section 23 – Environmental Science	86
Section 25 – STEM	93
Section 30 – Leadership & Personal Development	97
Section 33 – Cloverbuds (age 5-7)	102
Section 34 – 4-H Group Exhibits	103
4-H Fair Entry Forms – green section	

2024 WAYNE COUNTY FAIR

JUDGING SCHEDULE

PLEASE NOTE THAT ALL LIVESTOCK SHOWS WILL TAKE PLACE IN THE ARENA.

SATURDAY , July 27, 2024

8:00AM 4-H HORSE AND PONY SHOW –ORDER OF GO WILL BE DISTRIBUTED TO ALL EXHIBITORS THE WEEK BEFORE SHOW (ALL RIDERS AND VOLUNTEERS SHOULD BE READY TO BEGIN PROMPTLY AT 8:00AM) – HORSE ARENA

WEDNESDAY, July 31, 2024

1:00pm - 7:00PM 4-H NON- ANIMAL ENTRY ARRIVAL – DEPARTMENT 10 (RED METAL BUILDING NON-ANIMAL **EXHIBITS ONLY**, 4-H SECTIONS 10-34, ALL ENTRIES MUST BE PRE-REGISTERED BY JULY 1, 2024

OPEN NON- ANIMAL ENTRY ARRIVAL – DEPARTMENTS 11-23

THURSDAY, AUGUST 1, 2024

9:00AM – 3:00PM ANIMAL ARRIVAL – OPEN, 4-H, & FFA DAIRY CATTLE – ALL BREEDS

9:00AM – 5:00PM 4-H NON--ANIMAL JUDGING – DEPARTMENT 10 (NON- ANIMAL SECTIONS 10-34)

OPEN NON- NON-ANIMAL JUDGING – DEPARTMENTS 11-23

12NOON - 3:00PM ANIMAL ARRIVAL – OPEN & 4-H & FFA BEEF BREEDING

12NOON- 1:00PM 4-H MEAT RABBIT PEN ANIMAL ARRIVAL AND WEIGH IN

12NOON - 7:00PM ANIMAL ARRIVAL – RABBITS, CAVY, AND ~~POULTRY~~

3:00PM - 7:00PM ANIMAL ARRIVAL - 4-H, FFA, & OPEN DAIRY GOATS, OPEN MEAT GOATS, OPEN SHEEP – BREEDING & MARKET, 4-H & FFA SHEEP – BREEDING

FRIDAY, AUGUST 2, 2024

10:00AM 4-H & FFA DAIRY SHOW – SHOWMANSHIP – ALL BREEDS – IMMEDIATELY FOLLOWED BY 4-H, FFA, & OPEN HEIFER TYPE SHOW (SHOW ORDER –AYRSHIRE, BROWN SWISS, GUERNSEY, HOLSTEIN (BLACK & WHITE), HOLSTEIN (RED & WHITE), JERSEY, MILKING SHORTHORN.

SATURDAY, AUGUST 3, 2024

- 9:00AM 4-H & FFA & OPEN DAIRY SHOW – ALL BREEDS – 4-H, FFA, & OPEN MILKING DAIRY TYPE SHOW (SHOW ORDER –AYRSHIRE, BROWN SWISS, GUERNSEY, HOLSTEIN (BLACK & WHITE), HOLSTEIN (RED & WHITE), JERSEY, MILKING SHORTHORN.
- 10:00AM JUDGING – 4-H & OPEN RABBITS & CAVY – POULTRY/RABBIT BARN
- 1:00PM OPEN & 4-H & FFA BEEF BREEDING SHOW –ARENA

SUNDAY, AUGUST 4, 2024

- 11:00AM OPEN MARKET MEAT GOAT SHOW – ARENA
- 1:00PM OPEN, 4-H, & FFA BREEDING SHEEP SHOW FOLLOWED BY OPEN MARKET LAMBS SHOW – ARENA
- 3:00PM 4-H, FFA, & OPEN DAIRY GOAT SHOW- 4-H & FFA SHOWMANSHIP IMMEDIATELY FOLLOWED BY THE 4-H, FFA, & OPEN DAIRY GOAT SHOW – ARENA
- 7:00PM RELEASE TIME – ALL DAIRY CATTLE- ANY EXHIBITORS WITH MILKING ANIMALS OR MULTIPLE LOADS WILL BE RELEASED FIRST
- 8:00PM RELEASE TIME – OPEN SHEEP, 4-H & FFA BREEDING SHEEP, OPEN MARKET GOATS, & DAIRY GOATS
- 9:30PM RELEASE TIME – ALL BREEDING BEEF CATTLE
- 11:00PM START OF ARRIVAL TIME – 4-H & FFA MARKET SWINE

MONDAY, AUGUST 5, 2024

- 5:00AM END OF ARRIVAL TIME – 4-H & FFA MARKET SWINE
- 9:00AM REMOVAL DEADLINE – ALL DAIRY GOATS, ALL OPEN, 4-H, & FFA BREEDING SHEEP, ALL BREEDING BEEF CATTLE (EXCEPT THOSE BEING USED IN 4-H & FFA SHOWMANSHIP CLASSES),
- 9:00AM-2:00PM ARRIVAL TIME – ALL 4-H & FFA & OPEN BEEF (FEEDERS AND MARKET STEERS)
- 3:00PM- 7:00PM ARRIVAL TIME – 4-H & FFA MARKET LAMBS AND 4-H & FFA MARKET GOATS

TUESDAY, AUGUST 6, 2024

- 9:00AM 4-H & FFA SWINE MARKET AND SHOWMANSHIP COMBINED– ARENA

WEDNESDAY, AUGUST 7, 2024

- 9:00AM 4-H & FFA MARKET HOMEBRED SHOW – ALL SPECIES – SHOW ORDER: HOGS, SHEEP, GOATS, BEEF
- 2:00PM 4-H & FFA SHEEP SHOW (SHOWMANSHIP IMMEDIATELY FOLLOWED BY 4-H & FFA MARKET LAMBS)-ARENA
- TBD *FOLLOWING THE CONCLUSION OF THE 4-H & FFA SHEEP SHOW*
4-H & FFA GOAT SHOW (SHOWMANSHIP IMMEDIATELY FOLLOWED BY 4-H & FFA MARKET GOATS) – ARENA

THURSDAY, AUGUST 8, 2024

- 9:30AM 4-H & FFA BEEF SHOWMANSHIP SHOW
- 2:00 PM 4-H & FFA & OPEN FEEDER & MARKET BEEF SHOW- SHOW ORDER: FEEDER CALVES, MARKET STEERS – ARENA
- 8:30PM OR
PRIOR TO
8AM FRIDAY RELEASE TIME FOR ALL ANIMALS NOT PARTICIPATING IN SATURDAYS SALE (INCLUDING NON-MARKET ANIMALS USED FOR SHOWMANSHIP)

FRIDAY, AUGUST 9, 2024

- 10:00AM ULTIMATE SHOWMANSHIP CONTEST-ARENA
- 4:00PM 4-H FUN DAY – TENTATIVE ACTIVITIES INCLUDE: 4-H GAMES, SCAVENGER HUNT, DEMONSTRATIONS, MULTIPLE SPECIES SHOWMANSHIP WORKSHOPS– ARENA

SATURDAY, AUGUST 10, 2024

- 10:00AM 4-H & FFA LIVESTOCK SALE – LIVESTOCK ARENA
- 8:00PM-10:00PM ALL LIVESTOCK EXCEPT RABBIT, CAVY, & POULTRY RELEASED
- 10:00PM- 10:30PM RABBIT, CAVY, & ~~POULTRY~~ RELEASED

SUNDAY, AUGUST 11, 2024

- 7:00AM-11:00AM LIVESTOCK RELEASED (BEEF, SHEEP, & GOATS MUST BE OUT OF BARNS)
- 9:00AM-12NOON PICK UP EXHIBITS AT RED METAL BUILDING AND RELEASE OF RABBITS, CAVY, & ~~POULTRY~~

2024
PENNSYLVANIA DEPARTMENT OF AGRICULTURE
ANIMAL HEALTH REQUIREMENTS AND RECOMMENDATIONS FOR ANIMAL
EXHIBITION, INCLUDING COMMERCIAL EXHIBITION

SUBCHAPTER A:
GENERAL INFORMATION SECTION

1. **Background:** This document provides the Pennsylvania Department of Agriculture's (Department) animal health requirements and recommendations for all animal exhibitions (shows) in the Commonwealth, including Pennsylvania county and community fairs. This document is divided into Requirements and Recommendations for both Pennsylvania animals and animals arriving from out of state for each species. The Requirements listed in this document are mandated by law. The legal basis for these recommendations can be found at the end of the document in Subchapter D. Recommendations are not legally mandated but are based on best practices and the scientific judgement of the state animal health officials. Fairs are strongly encouraged to adopt these recommendations. Fairs may impose more stringent rules than the requirements in this document at their own discretion. All exhibitors are encouraged to check with the management of each fair in advance to ensure compliance with all fair requirements. While this document is designed for organizations receiving funding through the Pennsylvania Agricultural Fair Act (act of July 8, 1986, P.L. 437, No. 92)(3 P.S. §§ 1501- 1510), this document serves as a reference for all animal exhibits as defined in the Animal Exhibition Sanitation Act (3 Pa.C.S. §§ 2501-2504). These requirements and recommendations are a shared responsibility of show management and exhibitors to protect public and animal health in the Commonwealth.

2. **Important information regarding poultry exhibition cancellations:** Due to Highly Pathogenic Avian Influenza (HPAI) detections in the Commonwealth, a signed General Quarantine order went into effect on April 16th, 2022. The order, titled 52 Pa. B 2223 General Quarantine Order; Cancellation of Exhibition of Poultry and Their Hatching Eggs Due to Highly Pathogenic Avian Influenza, prohibits the display, exhibit, or presence of poultry, poultry products, including eggs, poultry parts or any goods or items containing or made up of poultry products such as feathers, or poultry parts at any exhibitions or other such venues within the Commonwealth of Pennsylvania which receive funding pursuant to the Pennsylvania Agricultural Fair Act 3 P.S. § 1501 et seq.

The quarantine order does not prohibit a fairgrounds from leasing the facilities for a private poultry show. Although this is not prohibited by the order, it is discouraged, especially in poultry-dense areas such as Lancaster, Lebanon, Chester, and Adams, York, Lehigh, Berks, Snyder, Northumberland, Juniata, and Union counties, or in any location near a commercial poultry facility. If avian influenza was identified in a bird that was at one of these private shows, the tracebacks would be extensive and could result in many flocks being quarantined and possibly infected. The fairgrounds would also have to be quarantined pending virus elimination on the grounds. For private events that do not meet the definition of "Animal Exhibition" under the Animal Exhibition Sanitation Act, pre-entry testing for avian influenza, continuous health monitoring of the birds, and stringent biosecurity protocols are recommended. Records of entries should be retained for two years and made available to the Department upon request if needed for traceability.

No poultry exhibitions regardless of their funding, association, or venue may occur within a 10

km control zone of a premises infected with Highly Pathogenic Avian Influenza pursuant to Pa. B. 2597 General Quarantine Order, Virus Control for Highly Pathogenic Avian Influenza Poultry, Poultry Litter, Conveyances, Feed, Refuse, Containers, and Material Standards, published Saturday April 30th, 2022. Current control zone proximity may be checked at the Department's Control Zone Address Checker on the Pennsylvania Animal Diagnostic Laboratory System (PADLS) website by clicking on the following link: [Highly Pathogenic Avian Influenza \(arcgis.com\)](https://padeptag.maps.arcgis.com/apps/webappviewer/index.html?id=a9066a3d68a443a08043766cb84bf4ae) or by typing directly in the search bar: <https://padeptag.maps.arcgis.com/apps/webappviewer/index.html?id=a9066a3d68a443a08043766cb84bf4ae>.

3. Changes for poultry and poultry products in 2024: These 2024 *Animal Health Requirements and Recommendations for Animal Exhibition, Including Commercial Exhibition*, will reference the April 16, 2022 General Quarantine Order; Cancellation of Exhibition of Poultry and Their Hatching Eggs Due to Highly Pathogenic Avian Influenza or its successor Order, which may allow for limited exhibition of poultry and poultry products at venues that receive funding pursuant to the Pennsylvania Agricultural Fair Act referenced above, provided that the Department has determined that there are currently no active HPAI control areas or surveillance zones in place in Pennsylvania.

If there are currently no active HPAI control areas or surveillance zones in place in Pennsylvania, the exhibition of market poultry which will be moved directly to slaughter, unfertilized eggs, and ornamental feathers may be allowed, at the Department's discretion. The Department will provide notification to fair managers if any active HPAI control areas or surveillance zones are in place in Pennsylvania at the beginning of the 2024 fair season and will provide updates throughout the season as necessary. The placement of a HPAI control area or surveillance zone in Pennsylvania will result in the immediate reinstatement of the prohibition of exhibition for all poultry and all poultry products.

4. Exhibition of arts and crafts using poultry feathers may be allowed at the Department's discretion. The Department will provide notification to fair managers before the 2024 fair season begins and will provide any updates as necessary throughout the season as necessary. Poultry feathers, including shafts and down, may be allowed for arts and crafts at exhibitions if they meet the following requirements:

- (a) Shall be sourced and packaged in the United States or meet United States Department of Agriculture (USDA) import requirements.
- (b) Shall be washed or steam-treated and dried before packaging.

5. Certificate of Veterinary Inspection (CVI). This is an official document issued by a federal, state, tribal, or accredited veterinarian certifying that the animals identified on the document have been inspected and were found to satisfy the regulations pertaining to their intended movement—*within the same state, between states, or internationally*.

- (a) CVIs are required for all swine, both from out-of-state and from in-state, and out-of-state camelids, cattle, cervids, equines, goats, sheep, and rabbits. For in-state camelids, cattle, cervids, equines, goats, sheep, and rabbits, these guidelines list a CVI as recommended. A CVI serves as verification of animal ID, an attestation of health, an

attestation of a Veterinarian-client-patient-relationship (VCPR), and documentation of applicable vaccination and testing.

- (b) The parameters for a CVI are included under the standards for veterinary accreditation, which are set by the USDA and are in the Code of Federal Regulations (CFR), which can be referenced at the following link: [eCFR: 9 CFR 161.4 -- Standards for accredited veterinarian duties](#).
 - (i) Per the CFR, a veterinarian may write a CVI if they have *examined an animal within the last 10 days* (unless the veterinarian is doing qualifying regular herd/flock checks; see the CFR for details.)
 - (ii) **Per the CFR, once a veterinarian issues a CVI, the CVI expires after 30 days.**
 - (iii) A CVI should be written for only one destination. However, multiple CVIs (one for each destination) can be written within 10 days after the inspection/examination of the animals.
 - (iv) CVIs issued by an accredited veterinarian are legal documents and shall only be issued if the animal is not showing clinical evidence compatible with the presence of a communicable disease upon inspection and/or examination.
 - (v) A copy of the CVI is provided to the owner, and the appropriate remaining CVI paper copies, regardless of if they are completed for interstate or intrastate movement, must be submitted to the Pennsylvania Department of Agriculture Bureau of Animal Health at 2301 N. Cameron St. Harrisburg, PA 17110. Alternatively, electronic CVIs may be used.
- (c) An accredited veterinarian may not complete a CVI that does not meet USDA standards.
- (d) A Veterinarian-client-patient-relationship (VCPR) form may be used to verify animal ID and provide an attestation of a VCPR. VCPR forms do not have the 30-day expiration that is federally mandated for CVIs.
- (e) All swine for exhibition must be accompanied by a CVI that was issued by a licensed and accredited veterinarian within the 30 days prior to the date of the animal exhibition.

6. Verification of Veterinarian-client-patient-relationship (VCPR): The Animal Exhibition Sanitation Law requires attestation that a VCPR exists for **all animals** to be exhibited. This attestation states that the owner or caretaker of the animal has assumed responsibility to consult a veterinarian and has agreed to follow the instructions of the veterinarian in relation to animal diseases and implementing best management practices intended to reduce and prevent disease. This requirement can be fulfilled by any of the following means:

- (a) A Veterinarian-client-patient-relationship (VCPR) form with a veterinarian's signature (see Subchapter D).
- (b) A statement for the animal(s) being exhibited with a signature of the owner or caretaker on the fair registration form: "I attest and affirm that a "VCPR" exists with regard to any animals I will be exhibiting." (This statement does not replace the Owner Endorsed Avian Health Certificate and Biosecurity Statement or a CVI where required).
- (c) A valid CVI.
- (d) For poultry and poultry products, this requirement may be fulfilled by the Owner Endorsed Avian Health Certificate and Biosecurity Statement (see Subchapter D).

7. Owner Endorsed Avian Health Certificate and Biosecurity Statement—Poultry: For allowed market poultry, unfertilized eggs, and ornamental feathers being exhibited, a completed Owner Endorsed Avian Health Certificate and Biosecurity Statement must accompany the market birds, eggs, or feathers for entry into the exhibition premises. This is an official form provided by the Pennsylvania Department of Agriculture.

8. Other recommendations for exhibitors: The Department strongly recommends that animals returning home from exhibitions be isolated from other members of the herd or flock for a minimum of three weeks to help prevent the spread of disease and recommends that exhibitors of all animals discuss the health of their animals, including vaccine recommendations and other preventative measures, with a veterinarian on a regular basis. Owners and their veterinarians should carefully check and comply with additional requirements specific to each exhibition prior to the exhibition to ensure eligibility. The Department also encourages livestock and poultry owners to register their premises with the Department so they can be contacted in a disease emergency situation. Call 717-787-4172 to register a premises.

9. Reporting of suspected dangerous transmissible diseases: Please call the Department immediately to report any suspicions of diseases such as avian influenza, foot and mouth disease, African swine fever, and other transmissible diseases. The contact number is: **717-772-2852**, option 1, 24 hours per day, 7 days per week. Reporting of signs and symptoms that are consistent with a dangerous transmissible disease is legally required by the Domestic Animal Law (3 Pa.C.S. § 2327).

10. Interstate and intrastate movement of domestic animals: It is illegal, under section 2323 (related to health requirements) of the Domestic Animal Law, to "...knowingly, recklessly or negligently import or bring into this Commonwealth without written permission of the department any domestic animal that is contaminated with a hazardous substance or that is infected with or that has been exposed to any transmissible disease...or bring into this Commonwealth any domestic animal in violation of any of the provisions of [the Domestic Animal Law], an order entered under the authority of [the Domestic Animal Law] or an attendant regulation to prevent the introduction of any transmissible disease...or have in his keeping or possession any domestic animal imported, brought into or transported within this Commonwealth in violation of any of the provisions of [the Domestic Animal Law] or to allow any such domestic animal to come into contact with any other domestic animal." (3 Pa.C.S. § 2323(a) and (b)).

11. Biosecurity guidelines: It is recommended that Exhibition Managers follow the *Biosecurity Guidelines for Exhibition Managers*, included in Subchapter D, and provide exhibitors with a copy of *Keeping Your Show Animals Healthy-Biosecurity Guidelines for Exhibitors*, included in Subchapter D.

**SUBCHAPTER B:
ADDITIONAL REQUIREMENTS FOR THE PENNSYLVANIA FARM SHOW COMPLEX**

1. Rabies vaccination requirements: There are rabies vaccination requirements for vaccine-eligible animals exhibited at the Pennsylvania Farm Show Complex (“complex”). For all animal exhibition events held at the complex, animal species for which a rabies vaccine is labeled for use shall be vaccinated prior to exhibition in the complex. All age-eligible animals of those livestock species must be vaccinated according to label directions within the 12 months preceding entry to the event at the complex. For example, feeder/prospect class animals would be required to be vaccinated to be exhibited and return home. For animal species in which there is not a rabies vaccine product labeled for use (e.g., camelids, goats, swine), extra-label use of a vaccine is at the discretion of the exhibitor’s veterinarian.

All rabies-vaccinated animals exhibited at the complex must be accompanied by a rabies vaccination certificate consistent with the National Association of State Public Health Veterinarians (NASPHV) guidelines, or the vaccination information must be included on the CVI or Veterinarian-client-patient-relationship (VCPR) form. The vaccine product administered, serial number, date of vaccination, and name of the veterinarian who performed the vaccination should be listed with the official ID of the animal(s) or the name(s) and written physical description(s) and on the CVI or VCPR.

2. Identification (ID): There are ID requirements specific to the Pennsylvania Farm Show Complex. Cattle, swine, sheep, and goats must be identified with a 15 digit 840 ISO-compliant RFID ear tag. The only exception to this will be for cattle who were identified using a 900 series 15-digit ISO-compliant tag placed before January 1, 2015. No other exceptions will be granted. A person exhibiting at the complex shall distinguish between 840 tags with RFID capabilities versus 840 tags that do not have those capabilities prior to placing identification in an animal that is to be exhibited. Questions about ID should be addressed to the Department at 717-884-1613.

**SUBCHAPTER C:
ANIMAL HEALTH REQUIREMENTS AND RECOMMENDATIONS FOR ANIMAL
EXHIBITION, INCLUDING COMMERCIAL EXHIBITION**

TABLE OF CONTENTS


Section 1:	Pennsylvania Camelids
Section 2:	Out of State Camelids
Section 3:	Pennsylvania Cattle
Section 4:	Out of State Cattle
Section 5:	Pennsylvania Cervids
Section 6:	Out of State Cervids
Section 7:	Pennsylvania Dogs
Section 8:	Out of State Dogs
Section 9:	Pennsylvania Equine Animals
Section 10:	Out of State Equine Animals
Section 11:	Pennsylvania Goats
Section 12:	Out of State Goats
Section 13:	Pennsylvania Poultry, Unfertilized Eggs, and Ornamental Feathers
Section 14:	Out of State Poultry, Unfertilized Eggs, and Ornamental Feathers
Section 15:	Pennsylvania Rabbits
Section 16:	Out of State Rabbits
Section 17:	Pennsylvania Sheep
Section 18:	Out of State Sheep
Section 19:	Pennsylvania Swine
Section 20:	Out of State Swine
Subchapter D (annex):	Department Regulations References and Forms
	Biosecurity Guidelines for Show Managers
	Biosecurity Guidelines for Exhibitors
	Owner Endorsed Avian Health Certificate and Biosecurity Statement
	Veterinarian-Client-Patient-Relationship (VCPR) Form

2024

PENNSYLVANIA DEPARTMENT OF AGRICULTURE
ANIMAL HEALTH REQUIREMENTS AND RECOMMENDATIONS FOR ANIMAL
EXHIBITION, INCLUDING COMMERCIAL EXHIBITION

Section 1: Pennsylvania Camelids


I. Requirements:

1. A current Certificate of Veterinary Inspection (CVI) (valid for 30 days after the date of issue) OR a VCPR Form to verify animal ID.
2. All animals must be free of evidence of infectious and contagious diseases and a statement of this should be written on the CVI or VCPR Form.
3. Individual official identification (ID) include any of the following:
 - (a) A United States Department of Agriculture (USDA)-issued National Uniform Ear tagging System (NUES) tag .
 - (b) A 15-digit Animal Identification Number ear tag starting with "840".
 - (c) An ISO-compliant 15-digit microchip.
4. For animals without any of the ID options listed in number 3 above, the animal's name and a description should be included on the CVI or VCPR Form. Description should include the animal's color, sex, breed, and any distinguishing markings. A photo may accompany the CVI or VCPR Form.

Section 2: Out of State Camelids



I. Requirements:

1. A CVI issued within the 30 days prior to the date of importation.
2. Vesicular Stomatitis (VS): This applies to camelids entering Pennsylvania from states that experienced a Vesicular Stomatitis outbreak in the last 12 months. In these cases, an accredited veterinarian shall determine whether the animals are free from VS, and animals shall be accompanied by a CVI with the following statement signed by the accredited veterinarian: "All animals identified on this CVI have been examined and found to be free from VS. During the past 90 days, these animals have neither been exposed to VS nor located within 10 miles of a site where VS has been diagnosed."

3. All animals must be free of evidence of infectious and contagious diseases and a statement of this is required on the CVI.
4. Individual official identification (ID) include any of the following:
 - (a) A United States Department of Agriculture (USDA)-issued National Uniform Ear tagging System (NUES) tag .
 - (b) A 15-digit Animal Identification Number ear tag starting with "840".
 - (c) An ISO-compliant 15-digit microchip.
5. Tuberculosis Testing Requirements:
 - (a) No test is required for animals originating from states or zones designated as accredited free by the USDA.
 - (b) All animals originating from states or zones designated modified accredited advanced by the USDA must be test negative within the 60 days prior to the date of importation. The negative test results and dates of tests must be included on the CVI or the animal must be accompanied by a negative test report (a copy of the original report is acceptable).
 - (c) All animals originating from states or zones designated modified accredited by the USDA must originate from herds in which all animals 12 months of age and older are test negative within the 12 months prior to the date of importation and the individual animals (all ages) to be imported are also test negative within the 60 days prior to the date of importation and at least 60 days after the negative whole herd test was completed. The negative test results and date of test must be included on the CVI or the animal must be accompanied by a negative test report (a copy of the original test report is acceptable).
 - (d) All camelids shall comply with the Department's "Interstate Order of Quarantine; Tuberculosis Testing Requirements for Importation of Cattle, Bison, Goats or Camelids" [49 Pa.B. 709, Saturday, February 16, 2019].

Section 3: Pennsylvania Cattle

I. Requirements:

1. Sexually intact cattle shall be identified by an official ear tag or other unique identification device approved by the Department. Official identification includes any of the following:
 - (a) A USDA issued National Uniform Eartagging System (NUES) tag .
 - (b) A 15-digit Animal Identification Number (AIN) ear tag starting with "840" .
2. ID requirements specific to the Farm Show Complex:
 - (a) All cattle entering the complex must be identified with a 15 digit 840 ISO-compliant RFID ear tag.
 - (b) The only exception to this will be for cattle who were identified using a 900 series 15-digit ISO-compliant tag placed before January 1, 2015. No other exceptions will be granted.
 - (c) A person exhibiting at the complex shall distinguish between 840 tags with RFID capabilities versus 840 tags that do not have those capabilities prior to placing identification in an animal that is to be exhibited.



3. See rabies vaccination requirements in the General section for animals exhibiting at the Pennsylvania Farm Show Complex.
4. A current VCPR Form brought during check-in. In addition to the identification for sexually intact cattle, steers and spayed heifers should be identified with forms of ID consistent with # 1 in requirements above.
5. All animals must be free of evidence of infectious and contagious diseases
6. All animals must be immunized against IBR, PI3, BRSV, and BVD. A statement verifying this must be included on the VCPR form.
 - (a) ***Special Note - Animals that **have never** been vaccinated against BVD or **have not been vaccinated against BVD during the previous 12 months** must receive either:
 - one dose of modified-live virus vaccine given at least 15 days, and not more than 180 days before the show; or
 - two doses of killed virus vaccine, given two to four weeks apart, with the last dose given at least 15 days, and not more than 180 days, before the show. The date of the last modified-live virus vaccination, or the dates of the last two killed virus vaccinations must be recorded on the CVI.
 - (b) Hyper-immune serum may not be used as a substitute for the above vaccination requirement.
 - (c) All 4-H & FFA Market Steers weighed in the previous November receive a modified live vaccine that fulfills all immunization requirements.
 - (d) **Animals without proper vaccinations will not be allowed on the Fairgrounds**
7. Rodeo: It is recommended that Pennsylvania-origin rodeo cattle of all ages be negative on an official tuberculin test within 60 days prior to the start of the fair unless they are members of and originate from an accredited tuberculosis-free herd. The cattle can be accompanied by the negative test report, or the tuberculosis test results can be recorded by the veterinarian on a CVI.

Section 4: Out of State Cattle

I. Requirements:

1. A Certificate of Veterinary Inspection (CVI) issued within the 30 days prior to the date of importation.
2. Vesicular Stomatitis (VS): This applies to cattle entering Pennsylvania from states that experienced a Vesicular Stomatitis outbreak in the last 12 months. In these cases, an accredited veterinarian shall determine whether the animals are free from VS, and animals shall be accompanied by a CVI with the following statement signed by the accredited veterinarian: "All animals identified on this CVI have been examined and found to be free from VS. During the past 90 days, these animals have neither been exposed to VS nor were located within 10 miles of a site where VS has been diagnosed."
3. All animals must be free of evidence of infectious and contagious diseases and a

statement of this is required on the CVI.

4. Federal regulation (USDA) requires individual official animal identification for all cattle of any age for exhibition. Acceptable animal identification includes any of the following:
 - (a) A USDA issued National Uniform Eartagging System (NUES) tag .
 - (b) A 15-digit Animal Identification Number (AIN) ear tag starting with "840" .
 - (c) Brands registered with a recognized brand inspection authority and accompanied by an official brand inspection certificate, when agreed to by the shipping and receiving State or Tribal animal health authorities; or
 - (d) Tattoos and other identification methods acceptable to a breed association for registration purposes, accompanied by a breed registration certificate, when agreed to by the shipping and receiving State or Tribal animal health authorities.
 - (e) NOTE: While tattoos and brands are acceptable, NUES tags or 840 AIN tags are preferred

5. ID requirements specific to the Pennsylvania Farm Show Complex: All cattle entering the complex must be identified with a 15 digit 840 ISO-compliant RFID ear tag. The only exception to this will be for cattle who were identified using a 900 series 15-digit ISO-compliant tag placed before January 1, 2015. No other exceptions will be granted. A person exhibiting at the complex shall distinguish between 840 tags with RFID capabilities versus 840 tags that do not have those capabilities prior to placing identification in an animal that is to be exhibited.

6. Tuberculosis testing requirements:
 - (a) No test is required for animals originating from states or zones designated as accredited free by the USDA.
 - (b) All animals originating from states or zones designated modified accredited advanced by the USDA must be test negative within the 60 days prior to the date of importation. The negative test results and dates of tests must be included on the CVI or the animal must be accompanied by a negative test report (a copy of the original report is acceptable).
 - (c) All animals originating from states or zones designated modified accredited by the USDA must originate from herds in which all animals 12 months of age and older are test negative within the 12 months prior to the date of importation and the individual animals (all ages) to be imported are also test negative within the 60 days prior to the date of importation and at least 60 days after the negative whole herd test was completed. The negative test results and date of test must be included on the CVI or the animal must be accompanied by a negative test report (a copy of the original test report is acceptable).
 - (d) All cattle shall comply with the Department's "Interstate Order of Quarantine; Tuberculosis Testing Requirements for Importation of Cattle, Bison, Goats or Camelids" [49 Pa.B. 709, Saturday, February 16, 2019).
 - (e) **Special Tuberculosis Test requirement for Rodeo Cattle.** All rodeo cattle and bison from out of state shall be negative on an official tuberculosis test within 60 days prior to entering Pennsylvania unless they originate from and are members of an Accredited Tuberculosis-free herd within an accredited Tuberculosis-free state or zone. This requirement for rodeo cattle from out-of-state is in addition to all other requirements listed above for out-of-state cattle.

7. Rabies vaccination requirements: See rabies vaccination requirements in the General

section for animals exhibiting at the Pennsylvania Farm Show Complex.

8. All animals must be immunized against IBR, PI3, BRSV, and BVD. A statement verifying this must be included on the CVI.
 - (a) ***Special Note - Animals that **have never** been vaccinated against BVD or **have not been vaccinated against BVD during the previous 12 months** must receive either:
 - i. one dose of modified-live virus vaccine given at least 15 days, and not more than 180 days before the show; or
 - ii. two doses of killed virus vaccine, given two to four weeks apart, with the last dose given at least 15 days, and not more than 180 days, before the show. The date of the last modified-live virus vaccination, or the dates of the last two killed virus vaccinations must be recorded on the CVI.
- Hyper-immune serum may not be used as a substitute for the above vaccination requirement.
- All 4-H & FFA Market Steers weighed in the previous November receive a modified live vaccine that fulfills all immunization requirements.
- **Animals without proper vaccinations will not be allowed on the Fairgrounds**

Section 5. Pennsylvania Cervids

Chronic Wasting Disease (CWD) program participants and temporary exhibition sites: Contact the Department (717-772-2852 or 717-787-4944) for specific requirements for exhibition of CWD-susceptible cervids to remain in compliance with CWD programs.

I. Requirements:

1. Individual official animal identification is required. Official ID includes any of the following:
 - (a) A legible and unique tattoo approved by the Department or USDA.
 - (b) A USDA-issued ear tag bearing a unique number provided by USDA that utilizes one of the following numbering systems:
 - (i) The National Uniform Ear tagging System (NUES).
 - (ii) The Animal Identification Number (AIN) ear tag bearing 15 digits starting with "840".
 - (iii) The premises-based numbering system using a Premises Identification Number (PIN) in conjunction with a livestock production numbering system.
 - (c) An electronic implant device, such as a microchip that utilizes a nationally unique 15-digit animal identification number starting with "840" provided an appropriate reader is immediately available wherever the animal is located.
2. A current Certificate of Veterinary Inspection (CVI) (valid for 30 days after the date of issue). A current VCPR Form may also be used to verify animal ID.
3. All animals must be free of evidence of infectious and contagious diseases and a statement of this should be written on the CVI.
4. Fair management is requested to provide contact information of owners of all cervids

which are exhibited to Jody Boyer at the Department within 7 days of the last day of the exhibition (717-787-4944 or jboyer@pa.gov).

Section 6: Out of State Cervids

I. Requirements:

1. All CWD-susceptible cervid species (including blacktail deer, elk, moose, mule deer, red deer, reindeer, sika deer, whitetail deer, and hybrids): A written importation permit is required from the Pennsylvania Department of Agriculture. Call Jody Boyer at 717-787-4944 between 8 AM and 4 PM weekdays. Call for a permit at least 30 days in advance.
2. A Certificate of Veterinary Inspection (CVI) issued within the 30 days prior to the date of importation. The CVI shall confirm that the cervid originates from a herd that has been classified as “Certified” in a government administered CWD herd certification program with components as determined by 9 CFR Part 55.24.
3. Vesicular Stomatitis (VS): This applies to cervids entering Pennsylvania from states that experienced a Vesicular Stomatitis outbreak in the last 12 months. In these cases, an accredited veterinarian shall determine whether the animals are free from VS, and animals shall be accompanied by a CVI with the following statement signed by the accredited veterinarian: “All animals identified on this CVI have been examined and found to be free from VS. During the past 90 days, these animals have neither been exposed to VS nor located within 10 miles of a site where VS has been diagnosed.”
4. All animals must be free of evidence of infectious and contagious diseases and a statement of this is required on the CVI.
5. Two forms of individual ID are required for CWD-susceptible species. One form of identification listed below is required as official animal identification. The second device may be either a second form of official animal identification or a form of individual animal identification which is unique to that animal within the herd, and which is linked to the CWD database. Non CWD-susceptible species require only the official form of identification; a second form is not required. Consultation with the Department on currently acceptable forms of identification is strongly recommended when anticipating importation of cervids. Official ID includes any of the following:
 - (a) A legible and unique tattoo approved by the Department and USDA.
 - (b) A USDA-issued ear tag, bearing a unique number provided by USDA that utilizes one of the following numbering systems:
 - (i) The National Uniform Eartagging System (NUES).
 - (ii) The Animal Identification Number (AIN) ear tag bearing 15 digits starting with “840”.
 - (iii) The premises-based numbering system using a Premises Identification Number (PIN) in conjunction with a livestock production numbering system.
 - (c) An electronic implant device, such as a microchip that utilizes a nationally unique 15-digit animal identification number starting with “840” provided an appropriate reader is immediately available wherever the animal is located.
6. Brucellosis testing requirements:

- (a) All sexually intact cervids 12 months of age and older are test-eligible.
- (b) If the animal is from a brucellosis certified-free herd, no further testing is required. The date of the most recent herd test and test results must be included on the CVI.
- (c) If the animal is from a brucellosis monitored herd, it must be brucellosis test negative within the 90 days prior to the date of importation. The date of the test and the test results must be included on the CVI or the animal must be accompanied by the laboratory test report (a copy of the test report is acceptable).
- (d) If the animal is from a herd with no brucellosis status, it must be brucellosis test negative within the 30 days prior to the date of importation. The date of the test and the test results must be included on the CVI or the animal must be accompanied by the laboratory test report (a copy of the test report is acceptable).

7. Tuberculosis testing requirements:

- (a) Cervids of all ages are test-eligible.
- (b) If the animal is from a tuberculosis accredited herd, no further testing is required. The date of the most recent herd test and test results must be included on the CVI.
- (c) If the animal is from a tuberculosis monitored or Qualified Herd, it must be tuberculosis test negative within the 90 days prior to the date of importation. The date of the test and test results must be included on the CVI or the animal must be accompanied by a negative test report (a copy of the original test report is acceptable).
- (d) If the animal is from a herd with no tuberculosis status, it must be test negative on two consecutive tuberculosis tests conducted at least 90 days apart, with the last test conducted within the 90 days prior to the date of importation. The date of the tests and test results must be included on the CVI or the animal must be accompanied by the negative test reports (copies of the test reports are acceptable).

8. Fair management is requested to provide contact information of owners of all cervids which are exhibited to Jody Boyer at the Department within 7 days of the last day of the exhibition (717-787-4944 or jboyer@pa.gov).

Section 7: Pennsylvania Dogs

Requirements:

1. Proof of a current rabies vaccination is required for all exhibition dogs 12 weeks of age and older. All rabies-vaccinated dogs shall be accompanied by a rabies vaccination certificate consistent with the National Association of State Public Health Veterinarians (NASPHV) guidelines. A copy of the rabies vaccination certificate is acceptable.
2. All animals are free of evidence of infectious and contagious diseases.
3. Identification, including a collar with a name plate bearing the name and address of the owner, and a microchip.

Section 8: Out of State Dogs

I. Requirements:

1. Proof of a current rabies vaccination is required for all exhibition dogs 12 weeks of age and older. All rabies-vaccinated dogs shall be accompanied by a rabies vaccination certificate consistent with the National Association of State Public Health Veterinarians (NASPHV) guidelines.
2. A Certificate of Veterinary Inspection (CVI) written within the 30 days prior to importation. Exemption: A person may bring one or more dogs into Pennsylvania for show or other demonstration without a CVI for a period not to exceed 30 days provided that each dog is equipped with a collar bearing a name plate giving the name and address of the owner.
3. **Not Acceptable:** The APHIS Form 7001, U.S. Interstate and International Certificate of Health Examination for Small Animals, is not accepted as a valid CVI.
4. All animals are free of evidence of infectious and contagious diseases.
5. Identification, including a collar with a name plate bearing the name and address of the owner, and a microchip.

Section 9: Pennsylvania Equine Animals

I. Requirements:

1. A current VCPR Form.
2. All animals must be free of evidence of infectious and contagious diseases.
3. All equine animals be test negative for Equine Infectious Anemia (EIA) by an official test within the 12 months prior to the opening date of the exhibition. Laboratory test results should accompany each animal to its final destination (a copy of the original lab report is acceptable). The CVI shall specify the date of sample collection and EIA test results. Foals less than six months of age accompanied by a test-negative dam are exempt from EIA testing recommendations. If the foal is not accompanied by the dam, a copy of the dam's test results must accompany the foal to its final destination.
4. A current rabies vaccination administered by a licensed veterinarian for animals 3 months of age and older. The name of the product used, date of administration and veterinarian administering the rabies vaccination should appear on the VCPR Form or on a rabies vaccination certificate and this information should correlate to a written description of the horse, and any and all forms of identification associated with the horse, such as tattoos, brands, or microchips.

Section 10: Out of State Equine Animals

I. Requirements:

1. A Certificate of Veterinary Inspection (CVI) issued within the 30 days prior to the date of importation. **Please Note:** Extended Equine Certificates of Veterinary Inspection and Interstate Equine Event Permits will not be accepted. Brand Certificates will not be accepted

as Certificates of Veterinary Inspection.

2. Vesicular Stomatitis (VS) statement: This applies to horses entering Pennsylvania from states that experienced a Vesicular Stomatitis outbreak in the last 12 months. In these cases an accredited veterinarian shall determine whether the animals are free from VS, and animals shall be accompanied by a CVI with the following statement signed by the accredited veterinarian: "All animals identified on this CVI have been examined and found to be free from VS. During the past 90 days, these animals were not located within 10 miles of a site where VS has been diagnosed."

3. All animals must be free of evidence of infectious and contagious diseases and a statement of this is required on the CVI.

4. All equine animals must be test negative for Equine Infectious Anemia (EIA) by an official test within the 12 months prior to the date of importation. Laboratory test results must accompany each animal to its final destination (a copy of the original lab report is acceptable). The CVI shall specify the date of sample collection and EIA test results. Foals under six months of age accompanied by a dam with negative EIA official test results are exempt from EIA testing requirements. If the foal is not accompanied by the dam, a copy of the dam's test results must accompany the foal to its final destination.

5. If an equine animal has resided in Texas or New Mexico for a cumulative total of 30 days or more within the six months preceding the date of entry into the Commonwealth, that animal must be test-negative for *Babesia caballi* and *Theileria equi* on a competitive enzyme-linked immunosorbent assay (c-ELISA) test, or a Department-approved equivalent test, with the test occurring within the 30 days preceding entry into Pennsylvania. The date of test and the test results shall be written on the Certificate of Veterinary Inspection.



6. See rabies vaccination requirements in the General section for animals exhibiting at the Pennsylvania Farm Show Complex.

7. A current rabies vaccination administered by a licensed veterinarian for animals 3 months of age and older. The name of the product used, date of administration and veterinarian administering the rabies vaccination should appear on the CVI or on a rabies vaccination certificate and this information should correlate to a written description of the horse, and any and all forms of identification associated with the horse- such as tattoos, brands, or microchips.

Section 11: Pennsylvania Goats

I. Requirements:

1. Individual official animal identification is required for all goats. Identification used for goats must be permanently affixed to the individual animal. Official ID includes any of the following:

(a) A USDA ear tag with a US shield ; which includes scrapie program tags (animals bearing identification with blue colored scrapie program tags labelled "meat" with a US shield  are not permitted to be exhibited in Pennsylvania. Please call the Department

at 717-772-2852 if such a tag is encountered).

(b) A legible tattoo with herd and individual identification recognized in an approved USDA Scrapie database a.k.a. scrapie tattoo (flock ID in the right ear—state postal code and letters/numbers—and individual animal ID in the left ear).

(c) A breed registration tattoo if the animal is accompanied by a registration certificate and the tattoo is legible.

2. For post-exhibition sales the following requirements apply:

(a) Market goats must be documented on sales slips which contain all of the following information:

- (i) Official identification (as described above)
- (ii) Sale date
- (iii) Sale location
- (iv) Name, address and phone number of the exhibitor
- (v) Hauler contact information
- (vi) Destination name and contact information
- (vii) Total number of animals in the shipment
- (viii) Type of goat (i.e., meat, dairy, specific breed)
- (ix) Signature of consignee, agent, or hauler

(b) Sales slips, or a document containing all of the information required under subsection (a) above, must follow the goats to their final destination (including slaughter facilities).

(c) Goats which are purchased with the intent of breeding and are traveling via interstate movement must have a valid Certificate of Veterinary Inspection (CVI) prior to movement to the destination state.

(d) A copy of the sale records slips as delineated above and a copy of any CVI, required under subsection (c) above, must be kept by the sale organizer for 5 years.

3. ID requirements specific to the Pennsylvania Farm Show Complex (Complex):

(a) Goats entering the complex must be identified with a 15 digit 840 ISO-compliant RFID ear tag. This can be in addition to the forms of ID listed above so long as only one 840 ID is used.

(b) A person exhibiting at the complex shall distinguish between 840 tags with RFID capabilities versus 840 tags that do not have those capabilities prior to placing identification in an animal that is to be exhibited.

4. All goats shall comply with the Department's regulations regarding the intrastate transportation of goats found at 7 Pa.Code § 3.151).



5. All goats shall comply with the Department's "General Quarantine Order; Scrapie" [50 Pa.B. 4751, September 19, 2020].

6. A current VCPR Form

7. All animals must be free of evidence of infectious and contagious diseases

Section 12: Out of State Goats

I. Requirements:

1. A Certificate of Veterinary Inspection (CVI) issued within the 30 days prior to the date of importation into Pennsylvania.
2. Vesicular Stomatitis (VS) statement: This applies to states that experienced a VS outbreak in the last 12 months. In these cases, an accredited veterinarian shall determine whether the animals are free from VS, and animals shall be accompanied by a CVI with the following statement signed by the accredited veterinarian: "All animals identified on this CVI have been examined and found to be free from VS. During the past 90 days, these animals were not located within 10 miles of a site where VS has been diagnosed."
3. All animals must be free of evidence of infectious and contagious diseases and a statement of this is required on the CVI.
4. Individual official animal identification is required for all goats. Identification used for sheep and goats must be permanently affixed to the individual animal. Official ID includes any of the following:
 - (a) A USDA ear tag with a US shield ; which includes scrapie program tags (animals bearing identification with blue colored scrapie program tags labelled "meat" with a US shield  are not permitted to be exhibited in Pennsylvania. Please call the Department at 717-772-2852 if such a tag is encountered).
 - (b) A legible tattoo with herd and individual identification recognized in an approved USDA Scrapie database a.k.a. scrapie tattoo (flock ID in the right ear - state postal code and letters/numbers - and individual animal ID in the left ear).
 - (c) A breed registration tattoo if the animal is accompanied by a registration certificate and the tattoo is legible.
5. Tuberculosis testing requirements:
 - (a) No test is required for animals originating from states or zones designated as accredited-free by the USDA.
 - (b) All animals originating from states or zones designated modified accredited advanced by the USDA must be test negative within the 60 days prior to the date of importation. The negative test results and date of test must be included on the CVI or the animal must be accompanied by a negative test report (a copy of the original report is acceptable).
 - (c) All animals originating from states or zones designated modified accredited must originate from herds in which all animals 12 months of age and older have tested negative within the 12 months prior to the date of importation; and the individual animals (all ages) to be imported have also tested negative within the 60 days prior to the date of importation and at least 60 days after the negative whole herd test was completed. The negative test results and date of test must be included on the CVI or the animal must be accompanied by a negative test report (a copy of the original test report is acceptable).
 - (d) All goats shall comply with the Department's "Interstate Order of Quarantine; Tuberculosis Testing Requirements for Importation of Cattle, Bison, Goats or Camelids" [49 Pa.B. 709, Saturday, February 16, 2019).
6. For post-exhibition sales the following requirements apply:
 - (a) Market goats must be documented on sales slips which contain all the following

information:

- (i) Official identification (as described above)
- (ii) Sale date
- (iii) Sale location
- (iv) Name, address and phone number of the exhibitor
- (v) Hauler contact information
- (vi) Destination name and contact information
- (vii) Total number of animals in the shipment
- (viii) Type of goat (i.e., meat, dairy, specific breed)
- (ix) Signature of consignee, agent, or hauler

(b) Sales slips, or a document containing all of the information required under subsection (a) above, must follow the goats to their final destination (including slaughter facilities).

(c) Goats which are purchased with the intent of breeding and are traveling via interstate movement must have a valid Certificate of Veterinary Inspection (CVI) prior to movement to the destination state.

(d) A copy of the sale records slips as delineated above and a copy of any CVI, required under subsection (c) above, must be kept by the sale organizer for 5 years.

7. ID requirements specific to the Pennsylvania Farm Show Complex (Complex):

(a) Goats entering the complex must be identified with a 15 digit 840 ISO-compliant RFID ear tag. This can be in addition to the forms of ID listed above so long as only one 840 ID is used.

(b) A person exhibiting at the complex shall distinguish between 840 tags with RFID capabilities versus 840 tags that do not have those capabilities prior to placing identification in an animal that is to be exhibited.

8. All goats shall comply with the Department's regulations regarding the importation of goats found at 7 Pa.Code §§ 3.21-3.23 and 3.25-3.28).

9. All goats shall comply with the Department's "Interstate/International Quarantine Order; Scrapie" [50 Pa.B. 4754, September 19, 2020].

Section 13: Pennsylvania Poultry, Unfertilized Eggs, and Ornamental Feathers

I. Definitions:

Poultry. The term includes all domesticated fowl, including chickens, turkeys, ostriches, emus, rheas, cassowaries, waterfowl, and game birds (pheasants, partridge, quail, grouse, and guineas); but excludes doves, pigeons, psittacine and passerine birds.

Poultry products. The term shall mean products of or made from poultry, including eggs, poultry parts or any goods or items containing poultry or made or derived from poultry, such as but not limited to, feathers including ornamental feathers and feathers used for arts and crafts, beaks, feet, down, or poultry parts.

II. Requirements:

1. Changes for exhibition of poultry and poultry products in 2024 if the Department has

determined that there are currently no active HPAI control areas or surveillance zones in place in Pennsylvania, and at the Department's discretion:

(a) The 2024 *Animal Health Requirements and Recommendations for Animal Exhibition, Including Commercial Exhibition*, will reference the April 16, 2022 General Quarantine Order; Cancellation of Exhibition of Poultry and Their Hatching Eggs Due to Highly Pathogenic Avian Influenza *or its successor Order*, which may allow for limited exhibition of poultry and poultry products at venues that receive funding pursuant to the Pennsylvania Agricultural Fair Act referenced above, if the Department has determined that there are currently no active HPAI control areas or surveillance zones in place in Pennsylvania.

(b) If the Department has determined that there are currently no active HPAI control areas or surveillance zones in place in Pennsylvania, the exhibition of market poultry which will be moved directly to slaughter, unfertilized eggs, and ornamental feathers may be allowed, at the Department's discretion. The Department will provide notification to fair managers if any active HPAI control areas or surveillance zones are in place in Pennsylvania at the beginning of the 2024 fair season and will provide updates throughout the season as necessary. The placement of a HPAI control area or surveillance zone in Pennsylvania will result in the immediate reinstatement of the prohibition of exhibition for all poultry and all poultry products.

2. No poultry exhibitions regardless of their funding, association, or venue may occur within a 10 km control area of a premises infected with Highly Pathogenic Avian Influenza (see Subchapter A. General Information Section, Paragraphs 2, 3, and 4). Poultry exhibitions may occur at venues or locations that are not within a current control area and do not receive funding pursuant to the Pennsylvania Agricultural Fair Act 3 P.S. § 1501 et seq. so long as the following requirements are met. Current Control area proximity may be checked at the Department's *Control Zone Address Checker* on the PADLS website by clicking on the following link: [Highly Pathogenic Avian Influenza \(arcgis.com\)](https://padeptag.maps.arcgis.com/apps/webappviewer/index.html?id=a9066a3d68a443a08043766cb84bf4ae) or by typing directly in the search bar:
<https://padeptag.maps.arcgis.com/apps/webappviewer/index.html?id=a9066a3d68a443a08043766cb84bf4ae>.
3. **General Requirements for Poultry and Poultry Products:** Pennsylvania Poultry and Poultry Products shall meet all applicable regulations and requirements, including those set forth in Subchapter D. (relating to Pennsylvania Department of Agriculture Regulation and Quarantine Order Requirements), Section A (relating to animals for exhibition) and Section H. (relating to Poultry, Birds, Water and Game Fowl and their Hatching Eggs), and all testing and other requirements related to pullorum/typhoid.
4. **Requirements for Exhibition of Ornamental Feathers:**
 - (a) Shall be sourced in the United States.
 - (b) Ornamental feathers sourced from poultry to be entered into a competition or used to produce jewelry or other items to be exhibited or sold shall be free of visible manure, litter, or other debris.
 - (c) Transport container shall have been cleaned and disinfected before being used to transport feathers to the exhibition.
 - (d) An Owner Endorsed Avian Health Certificate and Biosecurity Statement or a Certificate of Veterinary Inspection (CVI) shall accompany the feathers. If a CVI is used, endorsement of biosecurity on the Owner Endorsed Avian Health Certificate and

Biosecurity Statement shall also accompany the feathers.

(e) Ornamental feathers to be entered into a competition or used to produce jewelry or other items to be exhibited or sold shall originate from a flock which is not known to be infected with avian influenza. This requirement can be met by using one of the following methods:

(i) Ornamental feathers sourced from poultry shall originate from flock which has had a negative AI test (see testing requirements for poultry in Subsection 7 of this Section 13 below) within **14** days prior to the opening date of the exhibition.

(ii) The feathers shall be accompanied by the most recent test report (copy acceptable).

(iii) Ornamental feathers sourced from poultry to be entered into a competition or used to produce jewelry or other items to be exhibited or sold shall be clean and held in a clean area separate from poultry or other poultry products for at least 120 days at a minimum of 68 degrees Fahrenheit before exhibition. The date the feathers were moved to a holding area, along with the holding temperature, shall be included on the Owner Endorsed Avian Health Certificate and Biosecurity Statement or a Certificate of Veterinary Inspection (CVI). If a CVI is used, endorsement of biosecurity on the Owner Endorsed Avian Health Certificate and Biosecurity Statement shall also accompany the feathers.

5. Requirements for Exhibition of Unfertilized Poultry Eggs:

(a) Eggs shall be washed and sanitized in a 100-200 ppm chlorine solution or other disinfectant that is approved by the United States Environmental Protection Agency (EPA), which is effective in destroying influenza virus, and dried before being placed in a carton.

(b) Eggs shall be packaged in a new cardboard or Styrofoam carton or in a plastic carton which was cleaned, disinfected, and dried, for entry into an event.

(c) An Owner Endorsed Avian Health Certificate and Biosecurity Statement or a Certificate of Veterinary Inspection (CVI) shall accompany the eggs. If a CVI is used, endorsement of biosecurity on the Owner Endorsed Avian Health Certificate and Biosecurity Statement shall also accompany the eggs.

(d) The eggs shall originate from a flock which had a negative AI test (see testing requirements for poultry in Subsection 7 of this Section 13 below) within **14** days prior to the opening date of the exhibition.

(e) The eggs shall be accompanied by the most recent test report (copy acceptable).

(f) If any eggs hatch at the exhibition, the hatchlings shall be removed immediately and returned to the farm of origin.

6. Requirements for Exhibition of Market Poultry:

(a) All Pennsylvania poultry entering an exhibition must bear an official Department issued leg band. Ratites must be identified with a neck band or an electronic implant device (the exhibitor must supply a reader).

(b) Poultry may be exhibited only if they will be moved immediately after judging directly from the fair/show grounds to a facility for slaughter. All poultry exhibited in Pennsylvania at Department sponsored or funded exhibitions shall move as all-in and all-out directly to a Department or USDA licensed slaughter facility following the animal

exhibition and may not be diverted to premises other than a recognized slaughter establishment.

(c) Arrival, exhibition, and departure of the poultry shall occur within a 72 hour window. The 72 hours begin when the first poultry arrive on the show grounds, whether unloaded or not, and ends when the last poultry physically leave the premises in a vehicle.

(d) Waterfowl for exhibit shall be kept separate and apart from other poultry in a biosecure manner.

(e) An Owner Endorsed Avian Health Certificate and Biosecurity Statement or a Certificate of Veterinary Inspection (CVI) shall accompany the poultry. If a CVI is used, endorsement of biosecurity on the Owner Endorsed Avian Health Certificate and Biosecurity Statement shall also accompany the poultry.

(f) All poultry on the show grounds shall be monitored for signs of illness, and any signs of illness shall be reported to the Department immediately (717-772-2852).

(g) All poultry on the show grounds shall be displayed behind barriers such as ropes to prevent public access to the poultry, with signage to prevent the public from crossing the barrier.

(h) Conveyances shall be cleaned and disinfected before loading to transport poultry to the show, and after returning to the premises of origin.

7. Avian Influenza Testing and Verification:

(a) All samples shall be collected by a Certified Poultry Technician or a Category II Accredited Veterinarian and shall be tested in a National Animal Health Laboratory Network (NAHLN) laboratory.

(b) All poultry for exhibition shall originate from a flock in which a random, representative sample of a minimum of 30 birds, 3 weeks of age or older, were tested for avian influenza within the **14** days prior to opening date of the exhibition.

(c) For waterfowl, cloacal swab samples shall be collected for testing. Swabs from geese and ducks may not be combined in the same tube for testing.

(d) For chickens, turkeys, game birds, and ratites, blood samples (AGID testing) or tracheal or oropharyngeal swab samples (PCR testing) are acceptable samples.

Samples from more than one species may not be combined in the same tube for testing.

(e) The poultry shall be accompanied by the most recent test report (copy acceptable). Test results shall be negative.

(f) If there are fewer than 30 birds in the flock, test all birds of age.

(g) Untested birds shall not be comingled with or added to the tested flock after negative samples have been collected and before the show.

(h) Sample collectors and testers must maintain records of animal identification, testing records, and any other records required by the Domestic Animal Law and any order issued by the Department for a minimum of two years and must make records available to the Department upon request.

(i) National Animal Health Laboratory Network (NAHLN) protocols for sample collection, including the number of swabs/tubes of viral transport media, and testing shall be followed. All samples must be tested at a NAHLN laboratory.

Section 14: Out of State Poultry, Unfertilized Eggs, and Ornamental Feathers

I. Definitions:

Poultry. The term includes all domesticated fowl, including chickens, turkeys, ostriches, emus, rheas, cassowaries, waterfowl, and game birds (pheasants, partridge, quail, grouse, and guineas); but excludes doves, pigeons, psittacine and passerine birds.

Poultry products. The term shall mean products of or made from poultry, including eggs, poultry parts or any goods or items containing poultry or made or derived from poultry, such as but not limited to, feathers including ornamental feathers and feathers used for arts and crafts, beaks, feet, down, or poultry parts.

II. Requirements:

1. Changes for poultry and poultry products in 2024 if the Department has determined that there are currently no active HPAI control areas or surveillance zones in place in Pennsylvania and at the Department's discretion:
 - (a) The 2024 *Animal Health Requirements and Recommendations for Animal Exhibition, Including Commercial Exhibition*, will reference the April 16, 2022 General Quarantine Order; Cancellation of Exhibition of Poultry and Their Hatching Eggs Due to Highly Pathogenic Avian Influenza *or its successor Order*, which may allow for limited exhibition of poultry and poultry products at venues that receive funding pursuant to the Pennsylvania Agricultural Fair Act referenced above, if the Department has determined that there are currently no active HPAI control areas or surveillance zones in place in Pennsylvania.
 - (b) If the Department has determined that there are currently no active HPAI control areas or surveillance zones in place in Pennsylvania the exhibition of market poultry which will be moved directly to slaughter, unfertilized eggs, and ornamental feathers may be allowed, at the Department's discretion. The Department will provide notification to fair managers if any active HPAI control areas or surveillance zones are in place in Pennsylvania at the beginning of the 2024 fair season and will provide updates throughout the season as necessary. The placement of a HPAI control area or surveillance zone in Pennsylvania flock will reinstitute the prohibition for all poultry and poultry products in Pennsylvania.
2. Out of State Poultry, Unfertilized Eggs and Ornamental Feathers shall meet the standards established in and comply with all the requirements set forth in Section 13 (relating to Pennsylvania Poultry, Unfertilized Eggs and Ornamental Feathers) subsections 2. (relating to control area requirements), 4. (relating to requirements for exhibition of ornamental feathers), 5. (relating to requirements for exhibition of unfertilized poultry eggs), 6. (relating to requirements for exhibition of market poultry), and 7. (relating to avian influenza testing and verification).
3. Out of State Poultry and Poultry Products shall meet all Federal and Pennsylvania import and interstate transportation regulations, including those set forth in Subchapter D. (relating to Pennsylvania Department of Agriculture Regulation and Quarantine Order Requirements), Section A. (relating to animals for exhibition and Section H. (relating to Poultry, Birds, Water and Game Fowl and their Hatching Eggs), and all testing and other requirements related to pullorum/typhoid.

Section 15: Pennsylvania Rabbits

I. Requirements:

1. The Department of Agriculture has no specific requirements for Pennsylvania rabbits at fairs. However, fair management has the authority to impose requirements designed to prevent the spread of contagious diseases.
2. The owner of the animal and the place of exhibition or destination shall meet the standards established at sections 2323 and 2327 of the Domestic Animal Law (3 Pa.C.S. §§ 2323 and 2327) and set forth in Subchapter A, paragraphs 9 and 10 of this document.
3. The owner of the animal shall meet all general requirements for importation and intrastate movement as set forth in sections 3.3, 3.4, 3.5,3.6 and 3.7 of the Department's regulations (7 Pa.Code §§ 3.3-3.7).
4. While on exhibit or at any time following exhibition, it is an obligation to report all mass mortality events and all rabbits who are ill and bleeding from eyes, nose, mouth, or have bloody stools to the Department's emergency line 717-772-2852, option 1. It is vital to quickly identify and prevent dangerous transmissible diseases such as Rabbit Hemorrhagic Disease (RHD) from spreading.

Section 16: Out of State Rabbits

I. Requirements:

1. Interstate and International Order of Quarantine: The owner and the exhibition or destination shall comply with the requirements of the Department's quarantine order, "Interstate/International Quarantine Order; Rabbit Hemorrhagic Disease [50 Pa.B. 5272, Saturday, September 26, 2020].
2. **Rabbits originating from a Commonwealth, State, Territory or Country identified as being affected by RHD within the 12 months prior to the start of the exhibition:** No rabbits or their products, such as meat, pelts, hides, carcasses or other items, and no equipment, exposed feed, forages, or conveyances or other items or associated materials may enter the Commonwealth of Pennsylvania from a Commonwealth, State, Territory, or Country where RHD has been diagnosed in the prior twelve (12) months or there is a reasonable suspicion it exists unless they meet the following requirements:
 - (a) All live rabbits must be accompanied by a CVI and must be examined by an accredited veterinarian **within the seventy-two (72) hours** prior to the date of shipment to the Commonwealth of Pennsylvania. The CVI must include statements by an accredited veterinarian certifying that:
 - (i) All rabbits in the shipment have been examined for and found free of infectious, contagious or communicable diseases;
 - (ii) All rabbits have originated from a single premises that has no signs of infectious, contagious or communicable disease in rabbits;
 - (iii) There have been no movements of rabbits onto the premises of origin within the 90 days prior to the date of shipment; and
 - (iv) The rabbits have had no contact with wild or captive rabbits other than their

cohorts in the 90 days prior to the date of shipment.

- (b) No rabbits or their products, such as meat, pelts, hides, carcasses or other items, and no equipment, exposed feed or conveyances or other items or associated materials may enter the Commonwealth of Pennsylvania from a premises exposed to, contaminated with or known to be affected with RHD, or where there is a reasonable suspicion the disease exists or the rabbits have been exposed to or infected with RHD.

II. Recommendations:



1. **For all rabbits:** Vaccination against RHDV-2 is encouraged. PLEASE NOTE: Vaccination of rabbits does not exempt the rabbit, rabbit products, or equipment used for them, from meeting the import requirements set forth in the Department's "Interstate/International Quarantine Order; Rabbit Hemorrhagic Disease [50 Pa.B. 5272, Saturday, September 26, 2020] and listed in subsections I. 1. and 2. (relating to requirements) above.
2. **For rabbits that originate from a Commonwealth, State, Territory, or Country where RHD has NOT been diagnosed in the prior twelve (12) months or there is NO reasonable suspicion it exists:** A Certificate of Veterinary Inspection (CVI) (valid for 30 days after the date of issue) shall be issued and shall include statements by an accredited veterinarian certifying that:

"All rabbits in the shipment have been examined for and found free of infectious, contagious or communicable diseases including RHD and there have not been multiple mortality events or rabbits exhibiting hemorrhages within the last 90 days. The rabbits in this shipment have not been housed or exhibited with any rabbits associated with known mass mortality or hemorrhage events."

"In the last 90 days, the rabbits in this shipment, have not been exhibited in, housed in, or traveled to, any state or territory in which RHD has been diagnosed within the last 12 months. In addition, during the last 90 days, they have had no contact with any captive or wild rabbit originating from or travelled to one of those affected states or territories."

Section 17: Pennsylvania Sheep

I. Requirements:

1. Individual official animal identification is required for all sheep. Identification used for sheep must be permanently affixed to the individual animal. Official ID includes any of the following:
 - (a) A USDA ear tag with a US shield ; which includes scrapie program tags (animals bearing identification with blue colored scrapie program tags labelled "meat" with a US shield  are not permitted to be exhibited in Pennsylvania. Please call the Department at 717-772-2852 if such a tag is encountered).
 - (b) A legible tattoo with herd and individual identification recognized in an approved USDA Scrapie database a.k.a. scrapie tattoo (flock ID in the right ear—state postal code and letters/numbers—and individual animal ID in the left ear).
 - (c) A breed registration tattoo if the animal is accompanied by a registration certificate

and the tattoo is legible.



2. For post-exhibition sales the following requirements apply:
 - (a) Market sheep must be documented on sales slips which contain all of the following information:
 - (i) Official identification (as described above)
 - (ii) Sale date
 - (iii) Sale location
 - (iv) Name, address and phone number of the exhibitor
 - (v) Hauler contact information
 - (vi) Destination name and contact information
 - (vii) Total number of animals in the shipment
 - (viii) Type of sheep (i.e., meat, dairy, specific breed)
 - (ix) Signature of consignee, agent, or hauler
 - (b) Sales slips, or a document containing all of the information required under subsection (a) above, must follow the sheep to their final destination (including slaughter facilities).
 - (c) Sheep which are purchased with the intent of breeding and are traveling via interstate movement must have a valid Certificate of Veterinary Inspection (CVI) prior to movement to the destination state.
 - (d) A copy of the sale records slips as delineated above and a copy of any CVI, required under subsection (c) above, must be kept by the sale organizer for 5 years.
3. ID requirements specific to the Pennsylvania Farm Show Complex (Complex):
 - (a) Sheep entering the complex must be identified with a 15 digit 840 ISO-compliant RFID ear tag. This can be in addition to the forms of ID listed above so long as only one 840 ID is used.
 - (b) A person exhibiting at the complex shall distinguish between 840 tags with RFID capabilities versus 840 tags that do not have those capabilities prior to placing identification in an animal that is to be exhibited.
4. See rabies vaccination requirements for exhibition of sheep at the Pennsylvania Farm Show Complex in the general section.
5. All sheep shall comply with the Department's regulations regarding the intrastate transportation of sheep found at 7 Pa.Code §§ 3.161-3.163).
6. All sheep shall comply with the Department's "General Quarantine Order; Scrapie" [50 Pa.B. 4751, September 19, 2020].
7. A current VCPR Form
8. All animals must be free of evidence of infectious and contagious diseases

Section 18: Out of State Sheep

I. Requirements:

1. A Certificate of Veterinary Inspection (CVI) issued within the 30 days prior to entry into Pennsylvania.

2. Vesicular Stomatitis (VS) Statement: This applies to states that experienced a VS outbreak in the last 12 months. In these cases, an accredited veterinarian shall determine whether the animals are free from VS, and animals shall be accompanied by a CVI with the following statement signed by the accredited veterinarian: "All animals identified on this CVI have been examined and found to be free from VS. During the past 90 days, these animals were not located within 10 miles of a site where VS has been diagnosed."
3. All animals must be free of evidence of infectious and contagious diseases and a statement of this is required on the CVI.
4. Individual official USDA scrapie animal identification is required. Identification used for sheep must be permanently affixed to the individual animal. Official scrapie ID includes any of the following:

(a) A USDA ear tag with a US shield ; which includes scrapie program tags (animals bearing identification with blue colored scrapie program tags labelled "meat" with a US shield  are not permitted to be exhibited in Pennsylvania. Please call the Department at 717-772-2852 if such a tag is encountered).

(b) A legible tattoo with herd and individual identification recognized in an approved USDA Scrapie database a.k.a. scrapie tattoo (flock ID in the right ear - state postal code and letters/numbers - and individual animal ID in the left ear).

(c) A breed registration tattoo if the animal is accompanied by a registration certificate and the tattoo is legible.

5. ID requirements specific to the Pennsylvania Farm Show Complex (Complex):

(a) Sheep entering the complex must be identified with a 15 digit 840 ISO-compliant RFID ear tag. This can be in addition to the forms of ID listed above so long as only one 840 ID is used.

(b) A person exhibiting at the complex shall distinguish between 840 tags with RFID capabilities versus 840 tags that do not have those capabilities prior to placing identification in an animal that is to be exhibited.

6. For post-exhibition sales the following requirements apply:

(a) Market sheep must be documented on sales slips which contain all the following information:

- (i) Official identification (as described above)
- (ii) Sale date
- (iii) Sale location
- (iv) Name, address and phone number of the exhibitor
- (v) Hauler contact information
- (vi) Destination name and contact information
- (vii) Total number of animals in the shipment
- (viii) Type of sheep (i.e., meat, dairy, specific breed)
- (ix) Signature of consignee, agent, or hauler

(b) Sales slips, or a document containing all of the information required under subsection (a) above, must follow the sheep to their final destination (including slaughter facilities).

(c) Sheep which are purchased with the intent of breeding and are traveling via interstate

movement must have a valid Certificate of Veterinary Inspection (CVI) prior to movement to the destination state.

(d) A copy of the sale records slips as delineated above and a copy of any CVI, required under subsection (c) above, must be kept by the sale organizer for 5 years.

7. See rabies vaccination requirements for exhibition of sheep at the Farm Show Complex in the general section.
8. All sheep shall comply with the Department's regulations regarding the importation of sheep found at 7 Pa.Code §§ 3.121-3.123.
9. All sheep shall comply with the Department's "Interstate/International Quarantine Order; Scrapie" [50 Pa.B. 4754, September 19, 2020].

Section 19: Pennsylvania Swine

Requirements:

1. No swine species shall be exhibited in Pennsylvania unless each animal is in compliance with all of the following:
 - (a) Is accompanied by a Certificate of Veterinary Inspection (CVI) issued within the 30 days prior to the date of the exhibition.
 - (b) Is permanently identified by an official 840 series RFID ear tag and the ear tag number is recorded on the CVI.
 - (c) Has been visually inspected and found to be free of signs of contagious disease immediately prior to unloading at the exhibition by an accredited veterinarian or swine health monitor appointed by the fair board or livestock show committee.
 - (d) Is inspected by a certified swine health monitor appointed by the fair or show/event organizers.
 - (i) Swine health monitors must undergo annual online training which can be found at the following link: [Pennsylvania Show and Fair Swine Health Monitor Training \(psu.edu\)](https://psu.edu) or the following site Extension.psu.edu/Pennsylvania-show-and-fair-swine-health-monitor-training.
 - (ii) Swine health monitors must provide a current completion certificate to the fair or show staff they will be performing monitoring services for, prior to the start of the event.
2. All breeding swine exhibitions must occur prior to the arrival of any market swine. All the following conditions apply:
 - (e) Castrated swine shall not be classified as breeding swine.
 - (f) Breeding swine shall be removed from the animal exhibition premises prior to any market swine arriving.
 - (g) Breeding swine for exhibitions shall arrive, exhibit, and depart in a period no greater than 72 hours. Time begins when the first swine arrives physically on the fairgrounds whether unloaded from a trailer or not and ends when the last hog physically leaves the premises on a trailer.
 - (h) Swine birthing exhibitions and educational displays in which swine are not competing may occur concurrently with market swine animal exhibition, as long as reasonable precaution is made to ensure the biosecurity of the swine birthing exhibition or educational display. Consult your Department regional veterinarian or your herd

veterinarian for biosecurity advice.

3. All market swine exhibited in Department sponsored or funded market shows shall move as all-in and all-out directly to a Department or USDA licensed slaughter facility following the animal exhibition and may not be diverted to premises other than a recognized slaughter establishment or a slaughter market in which the sales are designated slaughter-only sales.
4. Shows that are not sponsored by or that do not receive funding from the Department, including jackpot shows and 4-H roundups, not occurring during a Department sponsored or funded fair or show are exempt from the terminal slaughter requirement only if the following conditions are adhered to:
 - (i) As is stated above, the swine shall be accompanied by a Certificate of Veterinary Inspection issued within the 30 days prior to the date of the exhibition and shall be permanently identified by an 840 series RFID identification ear tag.
 - (j) Arrival, exhibition and departure of the swine shall occur within a 72-hour window. Time begins when the first swine arrives physically on the exhibition grounds, whether unloaded from a trailer or not, and ends when the last hog physically leaves the premises on a trailer.
 - (k) There shall be no public access to the animals other than observation during competitions.
 - (l) An accredited veterinarian or trained swine health monitor shall have visually inspected the animals prior to unloading and found each animal to be free of signs of contagious disease.
 - (m) An accredited veterinarian or trained swine health monitor shall monitor and record the health of the pigs daily for signs of contagious disease, and the accredited veterinarian shall immediately report suspicion of disease to the State Animal Health Official.
 - (n) A Veterinary-client-patient-relationship is established between the show committee/management staff and an accredited veterinarian, and that veterinarian is readily available for health monitoring, emergency coverage, treatment, follow up evaluation, and prompt reporting of suspicion of disease to the State Animal Health Official.
5. The swine shall be in compliance with the Department's regulations regarding health requirements and intrastate transportation of swine found a 7 Pa.Code §§ 3.172-3.180.
6. The swine shall comply with the Department's general quarantine orders; "General Quarantine Order; Swine Exhibition Requirements" [51 Pa.B. 3861, Saturday, July 17, 2021], "Addendum to the General Quarantine Order; Swine Exhibition Requirements" [52 Pa.B. 2362, April 23, 2022] and "Interstate/International and General Quarantine Order; Importation and Intrastate Movement of Swine" [39 Pa.B. 5442, September 19, 2009].

Section 20: Out of State Swine

Requirements:

1. A Certificate of Veterinary Inspection (CVI) issued within the 30 days prior to the date of the exhibition is required. The CVI shall include a statement verifying that the swine have not been fed raw garbage.

2. Vesicular Stomatitis (VS) Statement: This applies to states that experienced a VS outbreak in the last 12 months. In these cases, an accredited veterinarian shall determine whether the animals are free from VS, and animals shall be accompanied by a CVI with the following statement signed by the accredited veterinarian: "All animals identified on this CVI have been examined and found to be free from VS. During the past 90 days, these animals were not located within 10 miles of a site where VS has been diagnosed."
3. All animals must be free of evidence of infectious and contagious diseases and a statement of this is required on the CVI.
4. The swine shall comply with all the provisions of subsections 1. through 4. of Section 19 (relating to Pennsylvania Swine Requirements) above.
5. Individual animal ID – must be permanently identified by an official 840 series RFID ear tag and the ear tag number is recorded on the CVI.
6. Brucellosis Testing Requirements: No Brucellosis test is required if the animal originates from a validated brucellosis-free herd within a Brucellosis free state. All others must be tested negative within the 30 days prior to the date of importation. The date of test and test results must be included on the CVI.
7. Pseudorabies Testing Requirements: No Pseudorabies test is required if the animal originates from a Qualified Pseudorabies-free herd within a Pseudorabies free state. All others must be tested negative within the 30 days prior to the date of importation. The date of test and test results must be included on the CVI.
8. All breeding swine exhibitions must occur prior to the arrival of any market swine. All the following conditions apply:
 - (a) Castrated swine shall not be classified as breeding swine.
 - (b) Breeding swine shall be removed from the animal exhibition premises prior to any market swine arriving.
 - (c) Breeding swine for exhibitions shall arrive, exhibit, and depart in a period no greater than 72 hours. Time begins when the first swine arrives physically on the fairgrounds whether unloaded from a trailer or not and ends when the last hog physically leaves the premises on a trailer.
 - (d) Swine birthing exhibitions and educational displays in which swine are not competing may occur concurrently with market swine animal exhibition, as long as reasonable precaution is made to ensure the biosecurity of the swine birthing exhibition or educational display. Consult your Department regional veterinarian or your herd veterinarian for biosecurity advice.
9. All market swine exhibited in Department sponsored or funded market shows shall move on an all-in all-out basis directly to a Department or USDA licensed slaughter facility following the animal exhibition and may not be diverted to premises other than a recognized slaughter establishment or a slaughter market in which the sales are designated slaughter-only sales.
10. Shows that are not sponsored by or that do not receive funding from the Department, including jackpot shows and 4-H roundups, not occurring during a Department sponsored or funded fair or show are exempt from the terminal slaughter requirement

only if the following conditions are adhered to:

(a) As is stated above, the swine shall be accompanied by a Certificate of Veterinary Inspection issued within the 30 days prior to the date of the exhibition and shall be permanently identified by an 840 series RFID identification ear tag.

(b) Arrival, exhibition and departure of the swine shall occur within a 72-hour window. Time begins when the first swine arrives physically on the exhibition grounds, whether unloaded from a trailer or not, and ends when the last hog physically leaves the premises on a trailer.

(c) There shall be no public access to the animals other than observation during competitions.

(d) An accredited veterinarian or trained swine health monitor shall have visually inspected the animals prior to unloading and found each animal to be free of signs of contagious disease.

(e) An accredited veterinarian or trained swine health monitor shall monitor and record the health of the pigs daily for signs of contagious disease, and the accredited veterinarian shall immediately report suspicion of disease to the State Animal Health Official.

(f) A Veterinary-client-patient-relationship is established between the show committee/management staff and an accredited veterinarian, and that veterinarian is readily available for health monitoring, emergency coverage, treatment, follow up evaluation, and prompt reporting of suspicion of disease to the State Animal Health Official.

11. The swine shall comply with the Department's regulations regarding interstate transportation and importation of swine found a 7 Pa.Code §§ 3.131-3.139.
12. The swine shall comply with the Department's interstate and international quarantine orders; "Interstate and International Quarantine Order; Swine Exhibition Requirements" [51 Pa.B. 3864, Saturday, July 17, 2021], "Addendum to the Interstate and International Quarantine Order; Swine Exhibition Requirements" [52 Pa.B. 2363, April 23, 2022] and "Interstate/International and General Quarantine Order; Importation and Intrastate Movement of Swine" [39 Pa.B. 5442, September 19, 2009].

SUBCHAPTER D. (Annex)

Pennsylvania Department of Agriculture Regulation and Quarantine Order Requirements

- A. **Animals for exhibition** in Pennsylvania must meet specific requirements under each species, as well as the General Provisions in the Department's regulations established at Title 7 of the Pennsylvania Code, and listed below:
1. Importation of domestic animals - Section 3.3 of the regulations (7 Pa.Code § 3.3).
 2. Health Certificate requirements of imported animals- Section 3.4 of the regulations (7 Pa.Code § 3.4).
 3. Health Certificate requirements for Pennsylvania animals - Section 3.7 of the regulations (7 Pa.Code § 3.7).
- B. **Camelids** for exhibition in Pennsylvania must meet the requirements of the Department's regulations established at Title 7 of the Pennsylvania Code, and listed below:
1. Specific provisions for interstate transport of camelids – Section 3a.3 of the regulations (7 Pa.Code § 3a.3).
 2. Camelids must also meet the regulations as set forth in the Department's quarantine order: Tuberculosis Testing Requirements for Importation of Cattle, Bison, Goats or Camelids [49 PaB. 709, February 16, 2019].
 3. Interstate/International Quarantine Order; Vesicular Stomatitis [36 Pa.B. 7974, December 30, 2006].
- C. **Cattle** for exhibition in Pennsylvania must meet the requirements of the Department's Quarantine Orders, regulations as set forth in Title 7 of the Pennsylvania Code and Section 9 of the Federal Code of Regulations, 9 CFR, listed below:
1. Section 3.151 of Title 7 of the Pennsylvania Code establishes specific provisions for intrastate transport of cattle, goats, and buffalo (7 Pa.Code § 3.151).
 2. Sections 3.21- 3.28 (relating to general provisions; brucellosis requirements; tuberculosis requirements; exhibition requirements for cattle and buffalo; import requirements for goats; cattle, goats, and buffalo for immediate slaughter; disease-free cattle, goats and buffalo and cattle, goats and buffalo from infected herds) of Title 7 of the Pennsylvania Code establish specific provisions for interstate transport of cattle, goats, and buffalo (7 Pa.Code §§ 3.21-3.28).
 3. Cattle must also meet the requirements set forth in the Department's quarantine orders and Federal Code of Regulations set forth below:
 - (a) Interstate Order of Quarantine; Tuberculosis Testing Requirements for Importation of Cattle, Bison, Goats and Camelids [49 Pa.B. 709, February 16, 2019].
 - (b) Interstate/International Quarantine Order; Vesicular Stomatitis [36 Pa.B. 7974, December 30, 2006].
 - (c) 9 CFR 86.4 (relating to Official identification).
- D. **Cervids** for exhibition in Pennsylvania must meet the requirements of the Department's Quarantine Orders and of the Department's regulations established at Title 7 of the Pennsylvania Code, and listed below:

1. Section 3a.3 of Title 7 of the Pennsylvania Code establishes specific provisions for importation of cervids (7 Pa.Code § 3a.3).
 2. Section 3a.4 of Title 7 of the Pennsylvania Code establishes specific provisions for intrastate transport, including identification and health requirements (exhibition and comingling) of cervids (7 Pa.Code § 3a.4).
 3. **Commonwealth origin cervids** must also meet the requirements for movement and exhibition set forth in the Department's General Quarantine Order; Chronic Wasting Disease Program Requirements for Herd Certification Program and Herd Monitoring Program [44 Pa.B. 2249, Saturday, April 12, 2014], including only movement of cervids from fully "certified herds" and not movement of such cervids back onto a "certified herd" location after display or exhibition. There shall be no movement of cervids from a location within the Core Captive Management Zone, as established by General Quarantine Order; Cervid Movement Restrictions Within Core Captive Management Zone [50 Pa.B. 4395, Saturday, August 29, 2020].
 4. **Imported cervids** for exhibition in Pennsylvania must also meet the requirements set forth in the Interstate/International Quarantine Order; Chronic Wasting Disease Importation Requirements for Farmed or Captive Chronic Wasting Disease-Susceptible Cervids [50 Pa.B. 4650, Saturday, September 12, 2020].
 5. Only cervids originating from a Chronic Wasting Disease Certified Herd in a State with an approved Certified Herd Program may be shipped interstate.
 6. Interstate/International Quarantine Order; Vesicular Stomatitis [36 Pa. B. 7974, December 30, 2006].
- E. **Dogs** for exhibition in Pennsylvania must meet requirements of the Department's Statutes, Quarantine Orders, and the Department's regulations established at Title 7 of the Pennsylvania Code, and listed below:
1. Rabies Prevention and Control in Domestic Animals and Wildlife Act – 3 P.S. §455.8 (related to vaccination required; certificate and tag) and the attending regulations (7 Pa.Code §§ 16.41-16.46).
 2. General Quarantine Order [48 Pa.B. 6390, Saturday, October 6, 2018].
 3. Section 3.91 establishes specific provisions for interstate transport, including identification and health requirements (related to interstate health certificate required) of Title 7 of the Pennsylvania Code (7 Pa.Code § 3.91).
 4. Section 3.92 establishes specific provisions for dogs temporarily within the Commonwealth (related to show dog exempt for 30 days) (7 Pa.Code § 3.92).
- F. **Equines** for exhibition in Pennsylvania must meet the requirements of the Department's Quarantine Orders and of the Department's regulations established at Title 7 of the Pennsylvania Code, and listed below:
1. Sections 3.211 (related to diseased equidae; permit required) 3.215 (related to fairs, shows and sales) and 3.221 (related to equine infectious anemia) establish specific provisions for intrastate transport of equine animals (7 Pa.Code §§ 3.211 and 3.221).
 2. Sections 3.101 (related to interstate health certificate required), 3.103 (related to test methods), and 3.105 (related to equidae imported from quarantined areas; permit required) establish specific provisions for interstate transport of equine animals (7 Pa.Code §§ 3.101, 3.103 and 3.105).

3. Equines for importation must also meet the requirements set forth in: Interstate Quarantine Order; Equine Piroplasmiasis [40 Pa.B. 3966, Saturday, July 17, 2010].
4. Interstate/International Quarantine Order; Vesicular Stomatitis [36 Pa.B. 7974, December 30, 2006].

G. **Goats** for exhibition in Pennsylvania must meet the requirements of the Department's Quarantine Orders, regulations as set forth in Title 7 of the Pennsylvania Code and Section 9 of the Federal Code of Regulations, 9 CFR, listed below:

1. Section 3.151 (relating to general provisions) establishes specific provisions for intrastate transport of cattle, goats, and buffalo (7 Pa.Code § 3.151).
2. Sections 3.21 – 3.28 (relating to general provisions; brucellosis requirements; tuberculosis requirements; exhibition requirements for cattle and buffalo; import requirements for goats; cattle, goats, and buffalo for immediate slaughter; disease-free cattle, goats and buffalo and cattle, goats and buffalo from infected herds) of Title 7 of the Pennsylvania Code establish specific provisions for interstate transport of cattle, goats, and buffalo (7 Pa.Code §§ 3.21-3.28).
3. Goats must also meet the requirements set forth in the Department's quarantine orders regarding Scrapie at, General Quarantine Order; Scrapie [50 Pa.B. 4751, September 19, 2020] and Interstate/International Quarantine Order; Scrapie [50 Pa.B. 4754, September 19, 2020].
4. Goats must also meet the requirements set forth in the Department's quarantine order regarding tuberculosis, "Interstate Order of Quarantine; Tuberculosis Testing Requirements for Importation of Cattle, Bison, Goats or Camelids" [49 Pa.B. 709, February 16, 2019].
5. Goats for exhibition must meet the individual and group identification, flock origin, comingling, transportation, transfer, sale, and recordkeeping requirements established in the Code of Federal Regulations at 9 CFR 79.2 (relating to identification and records requirements for sheep and goats in interstate commerce).

H. **Poultry, Birds, Water and Game Fowl and their Hatching Eggs** for exhibition in Pennsylvania must meet the requirements of the Department's Quarantine Orders and of the Department's regulations established at Title 7 of the Pennsylvania Code, and listed below:

1. Sections 3.191 - 3.198 (relating to shipping containers, immediate slaughter, health, records, reports and inspections, officials' report and health certificates for shows, exhibitions or displays, condemnation, quarantine) establish specific provisions for intrastate transportation for all types of Poultry, Birds, Water and Game Fowl and Their Hatching Eggs (7 Pa.Code §§ 3.191-3.198).
2. Sections 3.111 - 3.119 (relating to shipping containers, immediate slaughter, health requirements, records and reports, temporary imports for shows, exhibitions and displays: health certificate, commercial, backyard or exhibition types of poultry, water and game fowl and their hatching eggs, pet or wild types of birds and their hatching eggs, refusal or condemnation of imports, quarantine) establish specific provisions for importation and interstate transport of all types of Poultry, Birds, Water and Game Fowl and Their Hatching Eggs (7 Pa.Code §§ 3.111 - 3.119).
3. The "General Quarantine Order; Virus Control for Highly Pathogenic Avian

Influenza Poultry, Poultry Litter, Conveyances, Feed, Refuse, Containers, and Material Standards” [52 Pa.B. 2597, April 30, 2022].

4. The “General Quarantine Order; Cancellation of Exhibitions of Poultry and Their Hatching Eggs Due to Highly Pathogenic Avian Influenza” [52 Pa B. 2223, April 16, 2022].
5. The “Interstate/International Quarantine Order; Avian Influenza” [49 Pa.B. 3630, Saturday, July 13, 2019].
6. The “General Quarantine Order; Poultry Exhibition Requirements” [49 Pa.B. 3093, June 15, 2019].
7. The “Interstate Quarantine Order; Importation Requirements for Virus Control for Virulent or Exotic Newcastle Disease” [49 Pa.B. 936, Saturday, March 2, 2019].
8. The “Interstate/International and General Quarantine Order; Virus Control for Highly Pathogenic Avian Influenza Poultry at Competitions, Shows, Fairs and Exhibitions” [47 Pa.B. 1857, Saturday, April 1, 2017].
9. The “Interstate and General Quarantine Order; Virus Control for Highly Pathogenic Avian Influenza Vehicle, Container and Material Standards” [45 Pa.B. 4930, August 22, 2015].

I. Rabbits for exhibition in Pennsylvania must meet the requirements of the Department’s Quarantine Order listed below:

1. The “Interstate/International Quarantine Order; Rabbit Hemorrhagic Disease [50 Pa.B. 5272, September 26, 2020].

J. Sheep for exhibition in Pennsylvania must meet the requirements of the Department’s Quarantine Orders, regulations as set forth in Title 7 of the Pennsylvania Code and Section 9 of the Federal Code of Regulations, 9 CFR, listed below:

1. Sections 3.161 - 3.163 (relating to permit required, dipping requirements, special requirements) establish specific provisions for intrastate transportation of sheep (7 Pa.Code §§ 3.161 - 3.163).
2. Sections 3.121 - 3.124 (relating to approved interstate health certificate required, sheep for slaughter only, dipping requirements, vehicular sanitation) establish specific provisions for interstate transportation and importation of sheep (7 Pa.Code §§ 3.121 - 3.124).
3. Sheep must also comply with the requirements set forth in the Department’s “General Quarantine Order; Scrapie” [50 Pa.B. 4751, September 19, 2020].
4. Sheep must comply with the requirements set forth in the Department’s “Interstate/International Quarantine Order; Scrapie [50 Pa.B. 4754, September 19, 2020].
5. Sheep must also meet the requirements set forth in the Department’s quarantine order regarding tuberculosis, “Interstate Order of Quarantine; Tuberculosis Testing Requirements for Importation of Cattle, Bison, Goats or Camelids” [49 Pa.B. 709, February 16, 2019].
6. Sheep for exhibition must comply with individual and group identification, flock origin, comingling, transportation, transfer, sale, and recordkeeping requirements established in the Code of Federal Regulations at 9 CFR 79.2 (relating to identification and records requirements for sheep and goats in interstate commerce).

K. Swine for exhibition in Pennsylvania must meet the requirements of the Department’s

Quarantine Orders and of the Department's regulations established at Title 7 of the Pennsylvania Code, and listed below:

1. Sections 3.172 - 3.180 (relating to health requirements, care and handling of breeding and feeder swine during transportation and at destination, quarantine of swine, areas considered contaminated, use of loading chutes, sanitation of contaminated facilities, records requirements, swine for exhibition) establish specific provisions for intrastate transportation of swine (7 Pa.Code §§ 3.172-3.180).
2. Sections 3.131 - 3.139 (relating to general provisions, swine for slaughter, garbage fed swine, swine interstate commerce, brucellosis requirements, pseudorabies requirements) establish specific provisions for the interstate transportation and importation of swine (7 Pa.Code §§ 3.131-3.139).
3. Swine must comply with the requirements set forth in the Department's "Addendum to the Interstate and International Quarantine Order; Swine Exhibition Requirements" [52 Pa.B. 2363, April 23, 2022].
4. Swine must comply with the requirements set forth in the Department's "Addendum to the General Quarantine Order; Swine Exhibition Requirements" [52 Pa.B. 2363, April 23, 2022].
5. Swine must be in compliance with the requirements set forth in the Department's "General Quarantine Order; Swine Exhibition Requirements" [51 Pa.B 3861, July 17, 2021].
6. Swine must also be in compliance with the requirements set forth in the Department's "Interstate and International Quarantine Order; Swine Exhibition Requirements" [51 Pa.B., 3864, July 17, 2021].
7. Swine must be in compliance with the requirements set forth in the Department's "Interstate/International and General Quarantine Order; Importation and Intrastate Movement of Swine" [39 Pa.B. 5442, September 19, 2009].

BIOSECURITY GUIDELINES FOR EXHIBITION MANAGERS

Biosecurity Guidelines for Exhibition Managers

2024

Many diseases of animals can be spread easily through direct contact between animals, through sharing of equipment, and through the air. People can also spread disease on their hands, clothing and footwear. According to the CDC, about 60% of known infectious diseases in people can be spread from animals, about 75% new or emerging infectious diseases in people come from animals.

There are four important goals of an effective biosecurity plan:

1. Protect animals from disease,
2. Protect exhibitors from disease, and
3. Protect the public from disease.
4. Allow the show to continue with minimal interruption due to animal disease.

Animal exhibitions/shows can lead to an increased risk of disease spread between animals, for several reasons—animals from multiple places congregate at these locations; animals are often stressed from being transported and from all the unusual sights and sounds at the show; and they may be exposed to animals with inapparent health issues.

For this reason, all show managers and exhibitors should have standard biosecurity protocols in place, to include:

Show Managers- At the Show:

Animals:

1. Make arrangements with a veterinarian in advance to oversee animal health for the event, and to be on call to respond to any concerns, including animal health emergencies.
2. Ensure the Animal Health requirements are publicized and clearly stated. Requirements should be as stringent as possible.
3. Ensure that all animals meet the requirements before entry. Require that animals arrive only during specified check-in times with appropriately trained inspectors there to check paperwork.
4. Have appropriately trained inspectors monitor the health of the animals throughout the event (this includes swine health monitors).
5. Contact the show veterinarian with any animal health concerns. The Department of Agriculture should be contacted if an inspector or veterinarian suspects a reportable

disease. Designated caretakers should be assigned to these animals until it is determined that they may be moved back to the farm of origin.

6. Waterfowl for exhibit should be kept separate and apart from other poultry in a biosecure manner.

Animal Barns:

1. Clean and disinfect animal buildings and pens, and allow them to dry, before moving animals onto the grounds. Follow label directions and safety instructions for mixing and using disinfectants.
2. Manage the number of animals in each pen or coop to avoid overcrowding and overheating.
3. Minimize animal stress by ensuring animals are housed so that they have good ventilation and access to fresh, clean water, feed, and bedding.
4. Identify an isolation area before animals arrive, and move sick animals to this area as soon as they are identified
5. Keep dust to a minimum.
6. Maintain rodent and insect control programs in the barns which are safe for exhibitors, visitors, and exhibit animals.
7. Manage water run-off and avoid allowing standing water in the barns.

Exhibitors and General Public:

1. Encourage exhibitors to practice good biosecurity at the event and when returning home with their animals.
2. Provide every exhibitor with a show manager's cell phone number to report concerns throughout the event.
3. Maintain handwashing stations and signage (as required by the Pennsylvania Consolidated Statutes, Title 3, Chapter 25) for exhibitors and the public, and encourage frequent handwashing, especially after handling animals and before eating.
4. Discourage eating and drinking in the animal areas.
5. Discourage the general public and exhibitors from bringing any other animals with the exception of service animals into the exhibition animal areas.

Judging areas:

1. Clean and disinfect judging areas, and allow them to dry, before judging begins.
2. Remove animal manure between groups and store it properly in the designated manure area.
3. Keep dust to a minimum.
4. Manage water run-off and avoid having any standing water in the judging area. If using water to control dust, the water applicator, whether it be a water truck, sprinkler, or hose, must be properly adjusted to apply an appropriate amount of water to ensure standing water is not an issue.

5. Set up the judging area, including the waiting area, to avoid nose-to-nose contact between animals.

Animal Weight Scales:

1. Clean and disinfect scales used for weighing market animals as needed.

Wash areas:

1. Clean and disinfect designated wash areas, and allow them to dry, before the animals arrive.
2. Maintain sufficient water drainage to avoid having standing water in the wash area.
3. Ensure that animal manure is removed promptly and stored properly in the designated manure area.

Unloading areas:

1. Clean and disinfect the docks used for unloading, and allow them to dry, before the animals arrive.
2. Maintain sufficient water drainage to avoid having standing water in the unloading areas.
3. Ensure that animal manure is removed promptly and stored properly in the designated manure area.

Trailers and Trailer Parking areas:

Ensure that animal manure and bedding which falls out of the trailers is removed promptly after unloading and is stored properly in the designated manure area..

Manure Management:

Ensure that animal manure is stored properly in the designated manure area, which is in an area not used by visitors, easily accessible to exhibitors, and in an area with no liquid runoff. Fly and rodent control should be in place.

KEEPING YOUR SHOW ANIMALS HEALTHY- BIOSECURITY GUIDELINES FOR EXHIBITORS

Keeping Your Show Animals Healthy-Biosecurity Guidelines for Exhibitors—2024

A show can be stressful for your animals. Transportation, unfamiliar housing, new sources of water, new noises, being around different animals, etc. can all cause stress. Stress causes physical changes in their bodies, and their immune systems can be affected, making them more susceptible to becoming sick and spreading disease to other animals. You need to be proactive to protect your animals. The following guidelines can be used to help you do this.

BEFORE THE SHOW

Keep your animals healthy

- Have your animals checked on at least an annual basis by a veterinarian, and contact your veterinarian anytime you think an animal is acting "off". You know your animals better than anyone else does.
- Check the animal health requirements and recommendations of the show so you are prepared.
- Follow your veterinarian's recommendations for vaccinations for each animal. Vaccinate far enough in advance so your animals are protected before the show and maintain records of any vaccinations and testing done prior to the show.

Biosecurity is critical:

- Biosecurity is defined as procedures intended to protect animals or people against disease.
- If your animals are showing signs of illness, or have been exposed to sick animals, keep them home and call your veterinarian.
- If you raise multiple species of poultry, it is recommended that waterfowl are kept separate and apart from other poultry in a biosecure manner.
- Before the show, make sure the truck and trailer are visibly clean and sanitary.
- Before packing up for the show, make sure your tack box and any stall equipment has been cleaned and disinfected.
- Take only clean tack to the show.

DURING THE SHOW

- Keep your animals' stalls or pens clean and dry, and dispose of manure in the proper location.
- Monitor your animals closely for any signs of illness and report any concerns to the show manager or veterinarian.
- Keep your animals cool to avoid overheating.
- Maintain good ventilation in the stall or pen—use fans placed outside of the animals' reach if necessary and if allowed by the show management.
- Avoid nose-to-nose contact between your animals and other exhibitors' animals.
- Don't share equipment, feed or water buckets, or tack with other exhibitors.
- Don't use shared equipment in a wash area or milking area, and try to keep your animals from touching walls or tie chains that other animals have touched.
- Always keep clean, fresh water available to your animals.
- Keep dust to a minimum.
- Prevent the public and other exhibitors from touching or feeding your animals.
- Wash or sanitize your hands frequently, to protect your animals and for your own safety.
- Avoid eating or drinking in the animal area.

AFTER THE SHOW

- Isolate any animals that were at the show from the rest of your animals at home for at least 2 weeks for livestock and 3 weeks for poultry, and watch them carefully for any signs of illness.
- Care for the animals that were at the show after you care for the other animals, and always wear clean clothing and shoes or boots to care for the other animals.
- Don't share equipment between the animal groups during the isolation period.

OWNER ENDORSED AVIAN HEALTH CERTIFICATE AND BIOSECURITY STATEMENT

PDA January 2024

OWNER ENDORSED AVIAN HEALTH CERTIFICATE AND BIOSECURITY STATEMENT 2024

Introduction: Highly pathogenic avian influenza is a fatal and contagious disease of poultry, and has led to the loss of more than 65 million birds in the US since 2022. The virus causing this disease can be spread by infected poultry, on poultry products such as feathers and eggs, on clothing and other fomites such as packing materials, and through the air. However, if all protocols for reducing the risk of spreading disease are followed, certain poultry, feathers and eggs may be exhibited, at the Department's discretion.

A completed Owner Endorsed Avian Health Certificate and Biosecurity Statement must accompany all avian species (including poultry), eggs, and feathers to a Pennsylvania exhibition. The certificate must be presented to exhibition management prior to cooping of all avian species or displaying of eggs or feathers. This form must be endorsed with the bird, egg, or feather owner's signature.

Avian. Related to birds.

Poultry. The term "poultry" includes all domesticated fowl, including chickens, turkeys, ostriches, emus, rheas, cassowaries, waterfowl, and game birds (pheasants, partridge, quail, grouse, and guineas); but excludes doves, pigeons, psittacine and passerine birds.

As established in the current *Pennsylvania Department of Agriculture Animal Health Requirements and Recommendations for Animal Exhibition, Including Commercial Exhibition*, an Owner Endorsed Avian Health Certificate and Biosecurity Statement must accompany avian species and poultry products to all animal exhibitions in the Commonwealth of Pennsylvania.

The following information is required:

1. Exhibition Information:

a. Name of exhibition: _____

b. Address of exhibition: _____

Street, Route, or Box Number

City

State

Zip

2. Owner Information:

a. Owner name: _____

b. Owner address: _____

Street, Route, or Box Number

City

State

Zip

c. Owner telephone number: (____) _____

d. Owner email address: _____

3. Requirements for Exhibition of Feathers, Eggs, and Poultry in Pennsylvania

a. Ornamental Feathers:

(i) Sourced in the United States.

PDA January 2024

- (ii) Ornamental feathers sourced from poultry to be entered into a competition or used to produce jewelry or other items to be exhibited/sold shall be free of visible manure, litter, or other debris.
 - (iii) Transport container shall have been cleaned and disinfected before being used to transport feathers to the exhibition.
 - (iv) An Owner Endorsed Avian Health Certificate and Biosecurity Statement or a Certificate of Veterinary Inspection (CVI) shall accompany the feathers. If a CVI is used, endorsement of biosecurity on the Owner Endorsed Avian Health Certificate and Biosecurity Statement shall also accompany the feathers.
 - (v) Ornamental feathers to be entered into a competition or used to produce jewelry or other items to be exhibited/sold shall originate from a flock which is not known to be infected with avian influenza. This requirement can be met by using one of the following methods:
 - (aa) Ornamental feathers sourced from poultry shall originate from a flock which had a negative AI test (see testing requirements for poultry below (section c) within the 14 days prior to the opening date of the exhibition. The feathers shall be accompanied by the most recent test report (copy acceptable). OR
 - (bb) Ornamental feathers sourced from poultry to be entered into a competition or used to produce jewelry or other items to be exhibited/sold shall be clean, and held in a clean area separate from poultry or other poultry products for at least 120 days at a minimum of 68 degrees Fahrenheit before exhibition. The date the feathers were moved to a holding area, along with the holding temperature, shall be included on the Owner Endorsed Avian Health Certificate and Biosecurity Statement.
- b. **Unfertilized Poultry Eggs for Exhibition:**
- (i) Eggs shall be washed and sanitized in a 100-200 ppm chlorine solution or other EPA-approved disinfectant which is effective in destroying influenza virus, and dried before being placed in a carton.
 - (ii) Eggs shall be packaged in a new cardboard or Styrofoam carton or in a plastic carton which was cleaned, disinfected, and dried, for entry into an event.
 - (iii) An Owner Endorsed Avian Health Certificate and Biosecurity Statement or a Certificate of Veterinary Inspection (CVI) shall accompany the eggs. If a CVI is used, endorsement of biosecurity on the Owner Endorsed Avian Health Certificate and Biosecurity Statement shall also accompany the eggs.
 - (iv) The source flock shall have had a negative AI test (see testing requirements for poultry below (section c) within the 14 days prior to the opening date of the exhibition.
- c. **Poultry for Exhibition:**
- (i) Poultry may be exhibited only **if** they will be moved immediately after judging directly to a facility for slaughter from the show grounds. All poultry exhibited in Pennsylvania at Department sponsored or funded exhibitions shall move as all-in and all-out directly to a Department or United States Department of Agriculture (USDA) licensed slaughter facility following the animal exhibition and may not be diverted to premises other than a recognized slaughter establishment.
 - (ii) Arrival, exhibition and departure of the poultry shall occur within a 72-hour window. The 72 hours begin when the first poultry arrive on the show grounds, whether unloaded or not, and ends when the last poultry physically leave the premises in a vehicle.
 - (iii) All poultry entering a show shall be identified with official Department leg bands.
 - (iv) An Owner Endorsed Avian Health Certificate and Biosecurity Statement or a Certificate of Veterinary Inspection (CVI) shall accompany the poultry. If a CVI is used, endorsement of biosecurity on the Owner Endorsed Avian Health Certificate and Biosecurity Statement shall also accompany the poultry.

Page 2 of 4

PDA January 2024

- (v) All poultry on the show grounds shall be monitored for signs of illness, and any signs of illness shall be reported to the Department immediately (717-772-2852).
- (vi) All poultry on the show grounds shall be displayed behind barriers such as ropes to prevent public access to the poultry, with signage to prevent the public from crossing the barrier.
- (vii) Conveyances shall be cleaned and disinfected before loading to transport poultry to the show, and after returning to the premises of origin.
- (viii) Avian Influenza Testing and Verification:
 - (aa) All samples shall be collected by a Certified Poultry Technician or a Category II Accredited Veterinarian and shall be tested in a National Animal Health Laboratory Network (NAHLN) laboratory.
 - (bb) All poultry for exhibition shall originate from a flock in which a random, representative sample of a minimum of 30 birds, 3 weeks of age or older, were tested for avian influenza within the **14** days prior to opening date of the exhibition.
 - (cc) For waterfowl, cloacal swab samples shall be collected for testing. Swabs from geese and ducks may not be combined in the same tube for testing.
 - (dd) For chickens, turkeys, game birds, and ratites, blood samples (AGID testing) or tracheal or oropharyngeal swab samples (PCR testing) are acceptable samples. Samples from more than one species may not be combined in the same tube for testing.
 - (ee) The poultry shall be accompanied by the most recent test report (copy acceptable). Test results shall be negative.
 - (ff) If there are fewer than 30 birds in the flock, test all birds of age.
 - (gg) Untested birds shall not be comingled with or added to the tested flock after negative samples have been collected and before the show.

- 4. Verification of avian health status: All poultry for exhibition and all source flocks for eggs and feathers being exhibited or displayed are free from evidence of infectious and contagious diseases.
- 5. Verification of biosecurity: Biosecurity measures for all feathers, eggs, and poultry being exhibited or displayed include:
 - (i) A biosecurity plan is followed on the premises where the source flock is located, to include at minimum:
 - (aa) Visitors to bird areas are restricted.
 - (bb) Anyone visiting the poultry area should have clean clothing and should have used hand sanitizer or washed their hands before handling poultry or poultry products.
 - (cc) Designated footwear or footwear that has been cleaned and disinfected is worn in the poultry area. A clear line of separation exists at the entrance to the poultry area.
 - (ii) All feathers and eggs are maintained apart from the poultry flock prior to entry into the exhibition.
 - (iii) All conveyances, including transport vehicles, coops, crates, boxes, and other containers used to transport animals or products to the show are cleaned to be free of visible manure, litter, or other debris.
 - (iv) All coops, crates, boxes, and other containers used to transport animals or products to the show shall be disinfected with a product effective against the avian influenza virus and allowed to dry before use.
 - (v) All exhibitors should follow the biosecurity guidelines: *Keeping Your Show Animals Healthy-Guidelines for Exhibitors* (1/1/28/23).

6. Owner Endorsement:

I certify that the above information represents a true and accurate statement regarding my bird(s), eggs, or feathers, and their home flock(s). I further attest and affirm that a "veterinarian client patient relationship" - as that phrase is defined in the Animal Exhibition Sanitation Law found at 3

PDA January 2024

Pa.C.S.A. § 2501 *et seq.* and any amendments thereto - "exists with regard to any avian species and products which I will be exhibiting".

7. **Owner Printed Name:** _____

8. **Owner Signature:** _____ **Date:** _____ **To**

report illness or mortality in your flock, call the Pennsylvania Department of Agriculture at **717-772-2852**. Forms are available on the Department website at www.agriculture.pa.gov.

Address of Owner/Caretaker

Phone number of Owner/Caretaker

If the Owner/Caretaker is under 18 years of age:

Printed Name of Parent/Guardian	Signature of Parent/Guardian	Date
---------------------------------	------------------------------	------

Address of Parent/Guardian

Phone number of Parent/Guardian

Veterinarian verification:

I, the undersigned, hereby verify that I have a **Veterinarian-client-patient-relationship** as defined below with the animal(s) and owner/caretaker identified on this form.

Veterinarian-client-patient-relationship. As defined in the Pennsylvania Veterinary Medicine Practice Act (act of December 27, 1974, P.L. 995, No. 326, § 3, as amended)(3 P.S. § 485.3), "means a relationship satisfying all of the following conditions: (i) the veterinarian has assumed the responsibility for making veterinary medical judgments regarding the health of an animal and the need for veterinary medical treatment, and the client, owner or caretaker of the animal has agreed to follow the instructions of the veterinarian; (ii) the veterinarian has sufficient knowledge of the animal to initiate at least a general, preliminary or tentative diagnosis of the medical condition of the animal; (iii) the veterinarian is acquainted with the keeping and care of the animal by virtue of an examination of the animal or medically appropriate and timely visits to the premises where the animal is kept; (iv) the veterinarian is available for consultation in cases of adverse reactions to or failure of the regimen of therapy; (v) the veterinarian maintains records on the animal examined in accordance with regulations established by the board.

Printed Name of Veterinarian	Signature of Veterinarian	Date
------------------------------	---------------------------	------

Phone number of Veterinarian	Practice Name	License number
------------------------------	---------------	----------------

Page 2 of 2

RULES AND REGULATIONS

1. All exhibitors agree to be bound by the rules and regulations of the Wayne County Fair.
2. The fair management reserves the right to amend or add to these rules and regulations as its judgment may determine.
3. Reasonable care will be taken to protect all exhibits on display from all injury and damage, but the fair is not, in any way, to be held responsible for accidents, loss or damage by water, fire, theft, or otherwise, whatever may be the cause or extent of the damage or loss.
4. Entries will be made according to classification.
5. Premiums, as listed, may be given for meritorious exhibits. In cases where there is no competition, judges may give an award such as they deem the exhibit is worthy to receive. Same rule applies where there are fewer entries in any class than the number of premiums offered. The judges may, at their discretion, award a ribbon or rosette. The fair reserves the right to determine how many entries they will accept from an exhibitor in the same class, or, in any case of livestock, the same breed, and poultry, the same species. **The decision of the judges shall be final in all cases** except where mistakes, fraud, misrepresentation, or collusion, not discovered at the time of the award is proven. In such cases, the superintendent, manager, or secretary of the fair or show, or such referee as he may appoint, may make the decision. The case may be appealed to the fair management or show commission from whose decision there can be no appeal.
6. It shall be the responsibility of the exhibitor to make known the proper names of the article or breed of livestock he is entering. **Any items entered improperly will be disqualified to receive a prize**, but the judges will mark the correct name on the entry tags for the benefit of the owner so the same mistake in entering need not be made the second time.
7. **All entries must be grown, produced, or made by the exhibitor since the last fair.**
8. Superintendents of the departments reserve the right of refusing to accept any entry. Furthermore, the superintendents reserve the right to bar from competition animals, vegetables, flowers, poultry, products, and manufactured products of decidedly inferior quality and those not possessing sufficient merit to warrant recognition.

9. The fair management may, at any time, order removal of any exhibit or part of exhibit in bad condition, and any article unfit to show may be excluded. Food products cannot be polluted with any substance or chemical that causes them to become poisonous and unfit to be used as food.

NO EXHIBIT MAY BE REMOVED AT ANY TIME BEFORE THE CLOSE OF THE FAIR EXCEPT BY THE CONSENT OF THE MANAGEMENT. ITEMS IN THE RED METAL BUILDING MAY BE PICKED UP SUNDAY, AUGUST 11, 2024 FROM 9AM UNTIL 12 NOON. *Please make sure to keep all claim tags from the bottom of your entry tags, as you will need them to pick up your items.*

Any items not picked up will be collected by management and efforts will be attempted to return them to the owner at their discretion (i.e. perished items such as flowers, vegetables, baked goods will be disposed of but ribbons and containers will be kept, etc.)

10. Where award ribbons are stolen or destroyed, the exhibitor may receive a duplicate at the close of the fair or show which shall be supplied by the fair free of charge.
11. During the judging, buildings, except livestock arenas, are to be closed to everyone except fair officials, judges, Pennsylvania Fair Fund Officials, and necessary attendants. No exhibitor or his agent shall communicate with the judge during the time of determining awards except to answer questions proposed by the judges. Any exhibitor interfering with the judges while making awards shall forfeit any premium to which he would otherwise be entitled.
12. All livestock offered for premiums must have been the property of owners thirty (30) days or longer. Livestock or poultry entered under a name other than the owner's shall be disqualified for premiums.
13. The market animals should be weighed on the same set of scales under a qualified weigh master at the discretion of the fair.
14. Should any animal awarded a prize be disqualified, the animal gaining the lower prize shall move into the next higher position, if, in the opinion of the judges, the animals are worthy of such prizes.
15. Over fitting of cattle will be discriminated against. Any artificial means used to change the form or the shape of the animal will disqualify it from competition.
16. When on exhibition in the ring, each animal must be under halter or in charge of by the owner or employee. The fair will have standby attendants available during youth judging or showing; men designated if there is trouble with the animals.

17. The listed exhibitor must show own animal unless they have duplicate entries in the same class.
18. Joint ownership is considered to be as one owner in accordance with registration papers.
19. **INITIAL ENTRY FEE** — This will be charged **only once** for each exhibitor who is exhibiting in Departments 11, 12, 13, 14, 15, 16, 17, 18, 19, 20, 21 ,and 23, whether he/she is exhibiting in one department or in all of them. The initial **entry fee for 2024 is \$2.00**. There is no entry fee for 4-H & FFA — Department 10, however, membership is required.
20. **All livestock and 4-H & FFA entries must be pre-registered by July 1, 2024. All entries in Departments 11, 12, 13, 14, 15, 16, 17, 18, 19, 20, 21 and 23 must be pre-registered by July 1, 2024.**
21. Entry for non- animal (Departments 11, 12, 13, 14, 15, 16, 17, 18, 19, 20, 21 and 23) will be Wednesday, **July 31st , 2024 from 1:00 PM til 7:00 PM**. See schedule for livestock entry days.
22. Only one item may be entered per class in Departments: 8 (eggs only), 11, 12, 13, 14, 15, 16, 17, 18, 19, 20, 21, and 23.
23. **Entry tags for Red Metal Building Open class entries will be mailed to exhibitors.**
24. No names will be placed on the exhibits until after judging.

**PLEASE CHECK EACH DEPARTMENT AND ANIMAL HEALTH REGULATIONS FOR
MORE COMPLETE RULES**

Guidelines for Care of Animals

It is the responsibility of each exhibitor to care for animals in a manner that is responsible and ethical. Following are some guidelines for the treatment of animals exhibited at the show.

- A. **Restraining Animals**
 - I. Animals should be tied or penned in a manner that will not hurt the animal or restrict its breathing in any way.
 - II. Animals should be tied so that all four feet are firmly on the ground, and they have enough room to stand comfortably and lie down.
 - III. Animals should be tied so that they are not able to injure animals tied near them.
 - IV. Animals accustomed to each other should be penned together
- B. **Handling** — Any type of rough handling which could harm the animal is prohibited. The use of whips, canes, and show sticks should be restricted to showing only and then be used only to guide the animals, not punish them. Remember, animals will respond quicker and better to quiet, gentle handling, than loud, rough handling.
- C. **Bedding** — All animals should have bedding that is dry and clean. Pens should be cleaned regularly to keep the animals clean and comfortable. If non-traditional bedding such as carpeting is used, it should be regularly cleaned (at least twice daily) to keep the pen free from manure.
- D. **Feeding & Water** — Animals should be well fed and have access to clean water regularly. Realizing that many market animals must have restricted amounts of feed to maintain proper weight, animals must be fed adequate amounts of feed to meet the animal's basic requirements. Animals not allowed reasonable access to feed and water will be disqualified from the show.
- E. **Transportation** — Animals should be transported in a way that is both safe and considerate of the animal's well-being.
- F. **Blanket/Sweat Collars** — Any type of material such as blankets or sweat collars should be large enough to permit normal body functions such as breathing, eating, drinking, or lying down.
- G. **Health** — It is the responsibility of the exhibitor to provide proper health care for their animals through routine inspection and consultation with health care professionals. The improper or illegal use of drugs or antibiotics is prohibited. If medication is indicated, be sure to follow the label directions and allow more than the stated withdrawal time.

IAFE (INTERNATIONAL ASSOCIATION OF FAIRS AND EXPOSITIONS) CODE OF SHOW RING ETHICS

Exhibitors of animals at livestock shows shall at all times deport themselves with honesty and good sportsmanship. Their conduct in this competitive environment shall always reflect the highest standards of honor and dignity to promote the advancement of agricultural education. This code applies to junior as well as open class exhibitors who compete in structured classes of competition. This code applies to all livestock offered in any event at a livestock show. In addition to the "IAFE Code of Show Ring Ethics", fairs and livestock shows may have rules and regulations which they impose on local, county, state, provincial and national levels.

All youth leaders working with junior exhibitors are under an affirmative responsibility to do more than avoid improper conduct or questionable acts. Their moral values must be so certain and positive that those younger and more pliable will be influenced by their fine example. Owners, exhibitors, fitters, trainers, and absolutely responsible persons who violate the code of ethics will forfeit premiums, awards, and auction proceeds and shall be prohibited from future exhibition in accordance with the rules adopted by the respective fairs and livestock shows. Exhibitors who violate this code of ethics demean the integrity of all livestock exhibitors and should be prohibited from competition at all livestock shows in the United States and Canada.

The following is a list of guidelines for all exhibitors and all livestock in competitive events:

1. All exhibitors must present, upon request, of fair and livestock show officials, proof of ownership, length of ownership, and age of all animals entered. Misrepresentation of ownership, age, or any facts relating thereto is prohibited.
2. Owners, exhibitors, fitters, trainers, or absolutely responsible persons shall provide animal health certificates from licensed veterinarians upon request by fair or livestock show officials.
3. Junior exhibitors are expected to care for and groom their animals while at fairs or livestock shows.
4. Animals shall be presented to show events where they will enter the food chain free of violative drug residues. The act of entering an animal in a livestock show is the living of, consent by the owner, exhibitor, fitter, trainer and/or absolutely responsible person for show management to obtain any specimens of urine, saliva, blood, or other substances from the animal to be used in testing. Animals not entered in an event which culminates with the animal entering the food chain shall not be administered drugs other than in accordance with applicable federal, state, and provincial statutes, regulations, and rules. Livestock shall not be exhibited if the drugs administered in accordance with federal, state, and provincial statutes, regulations, and rules affect the animal's performance or appearance at the event.

If the laboratory report on the analysis of saliva, urine, blood, or other sample taken from livestock indicates the presence of forbidden drugs or medication, this shall be prima facie evidence such substance has been administered to the animal either internally or externally. It is presumed that the sample of urine, saliva, blood, or other substance tested by the laboratory, to which it is sent, is the one taken from the animal in question, its integrity is preserved and all procedures of said collection and preservation, transfer to the laboratory and analysis of the

sample are correct and accurate and the report received from the laboratory pertains to the sample taken from the animal in question and correctly reflects the condition of the animal at the time the sample was taken, with the burden on the owner, exhibitor, fitter, trainer, or absolutely responsible person to prove otherwise.

At any time after an animal arrives on the fair or livestock show premises, all treatments involving the use of drugs and/or medications for the sole purpose of protecting the health of the animal shall be administered by a licensed veterinarian.

5. Any surgical procedure or injection of any foreign substance or drug or the external application of any substance (irritant, counterirritant, or similar substance) which could affect the animal's performance or alter its natural contour, confirmation, or appearance, except external applications of substances to the hoofs or horns of animals which affect appearance only and except for surgical procedures performed by a duly licensed veterinarian for the sole purpose of protecting the health of the animal, is prohibited.
6. The use of showing and/or handling practices or devices such as striking animals to cause swelling, using electrical contrivance, or other similar practices are not acceptable and are prohibited.
7. Direct criticism or interference with the judge, fair, or livestock show management, other exhibitors, breed representatives, or show officials before, during, or after the competitive event is prohibited. In the furtherance of their official duty, all judges, fair, and livestock show management, or other show officials shall be treated with courtesy, cooperation, and respect and no person shall direct abusive or threatening conduct toward them.
8. No owner, exhibitor, fitter, trainer, or absolutely responsible person shall conspire with another person or persons to intentionally violate this code of ethics or knowingly contribute or cooperate with another person or persons either by affirmative action or inaction to violate this code of ethics. Violation of this rule shall subject such individual to disciplinary action.
9. The application of this code of ethics provides for absolute responsibility for an animal's condition by an owner, exhibitor, fitter, trainer, or participant whether or not he or she was actually instrumental in or have actual knowledge of the treatment of the animal in contravention of this code of ethics.
10. The act of entering an animal is the giving of consent by the owner, exhibitor, fitter, trainer, or absolutely responsible person to have disciplinary action taken by the fair or livestock show for violation of the Code of Show Ring Ethics and any other rules of competition of the fair or livestock show without recourse against the fair or livestock show. The act of entering an animal is the giving of consent that any proceedings or disciplinary action taken by the fair or livestock show may be published with the name of the violator or violators in any publication of the International Association of Fairs and Expositions, including Fairs and Expos and any special notices to members.
11. The act of entering an animal in a fair or livestock show is the giving of verification by the owner, exhibitor, fitter, trainer, or absolutely responsible person that he or she has read the IAFE Code of Show Ring Ethics and understands the consequences of and penalties provided for actions prohibited by the code. It is further a consent that any action which contravenes these rules and is also in violation of federal, state, or provincial statutes, regulations, or rules may be released to appropriate law enforcement authorities with jurisdiction over such infractions.

THE PUREBRED DAIRY CATTLE ASSOCIATION SHOW RING CODE OF ETHICS

The Purebred Dairy Cattle Association endorses this code of ethics in all breed shows and will give full cooperative support to the judges and respective national breed associations to keep show procedures within these guidelines. It is recognized that there are certain practices in the proper care and management of dairy cattle that are necessary in the course of moving dairy cattle to and between shows that are advisable to keep them in a sound, healthy condition so they might be presented in the show ring in a natural, normal condition. Conversely, the following practices or procedures are considered unacceptable in the showing of cattle.

The following practices or procedures are considered fraudulent or unethical and will be reported to the respective breed associations and show management and can result in animals or exhibitors being barred from showing in the respective breed shows:

1. Misrepresenting the age and/or milk status of the animal for the class in which it is shown.
2. Treating the animal, particularly the udder, internally or externally, with an irritant or counter-irritant, or substance to artificially improve the conformation.
3. Surgery or insertion of foreign material under the skin or into the body cavities performed to change the natural contour or appearance of the animal's body though not to preclude practices required or involved in normal management.
4. Criticizing or interfering with the judge, show management or other exhibitors while in the show ring or other conduct detrimental to the breed of the show.
5. Challenging, threatening, or interfering with an ethics committee appointed by show management to monitor the animals on exhibit on the show grounds.

The following violation is defined as an unethical practice that detracts from the show ring and will be given slight to serious discrimination. Exhibitors will be asked to undo or remove the manipulation before entering the show ring or the judge may give the animal discrimination in class by lowering the animal's rank:

1. Setting teats or manipulating a teat to alter its normal position as to unnaturally hold it plumb or alter its length is an unacceptable practice.

The following practices and procedures are considered to detract from the image of the show ring when carried to excess and will be give slight to moderate discrimination in placing animals within class:

- (1) Excessive manipulation of hair.
- (2) Use of artificial hair except for false swatches.
- (3) Unsportsmanlike conduct on the part of showmen.
- (4) Improper fitting practices such as over fitting and over bagging.
- (5) Mistreatment of animal.

Violations of these policies are subject to disqualification and/or disciplinary provisions of the appropriate dairy breed association and/or show management.

DAIRY CATTLE BREED ASSOCIATION REQUIREMENTS

All animals must have registration certificates issued by one of the following breed associations: American Guernsey Association, American Jersey Cattle Club, American Milking Shorthorn Society, Ayrshire Breeders Association, Brown Swiss Cattle Breeders Association, Holstein Association of America, or Red and White Dairy Cattle Association.

Jerseys

Animals must be registered in the herd register of the AJCA. Animals are eligible when recorded by the American Jersey Cattle Association with **herd registry** status or with Generation Count 4 or greater status. Gold-bordered certificates of identification will be issued to animals recorded at Generation Counts 1, 2, and 3 and are **NOT eligible to show**. Generation Count 4, 5, and 6 animals are issued green-bordered certificates of registration and are eligible. Green certificate with no prefixes are eligible, but green certificates with GR prefix are NOT eligible. Blue certificates with J4, J5, and J6 are eligible, but blue certificates with J1, J2, and J3 are NOT eligible. Former Original Animals (OA) and Provisional Registry (PR) animals were replaced by Generation Count 1 and 2 and are NOT eligible. Generation Count 3 replaced former GR and J3 prefixes, and these are NOT eligible. Replacement certificates indicating Generation Count can be ordered upon request for previously registered animals through AJCA (614-861-3636 or records@usjersey.com) free of charge. The following site explains Generation Count and show eligibility:

https://www.usjersey.com/Portals/O/AJCA/2_Docs/AnimalApplications/GC-Shows.pdf

Ayrshires

Ayrshires must be 87% purebred Ayrshire on the registration certificate as verified by the Ayrshire Breeders Association.

Guernseys

Registered Guernsey females and females in Step 4 of the Genetic Recovery program are eligible. Step 4 females have the GR prefix in their name. No other prefixes are eligible.

Holsteins

Any animal identified with Holstein Association, USA, Inc., that is 87% or higher Registered Holstein Ancestry (RHA) is eligible.

Red and White Dairy Cattle Association

These animals must **be true red** in hair color. Registration papers and/or a certificate of identification (CID) from Holstein Association USA are acceptable.

Other registration papers accepted will be from RWDCA, Holstein Association USA showing the suffix "RED". Red & White animals must carry 87% dairy bloodlines as designated by RWDCA guidelines. Dairy bloodlines include: Ayrshire, Brown Swiss, Guernsey, Holstein (Black & White and Red & White), Jersey, Milking Shorthorn, Angler, Swedish Red, Aussie Red, Lineback, and Rouge Flammande.

Brown Swiss

Animals with standard registry Brown Swiss certificate (white with green border) are eligible. Step II IE Identity Enrollment animals which have a green certificate with black border are also eligible. Animals with other colored certificates are not eligible for show.

Milking Shorthorns

Cattle must have a white Milking Shorthorn Registry Certificate that does not contain the words "Not eligible to show". This is a full herdbook, 6-digit certificate. Yellow certificates are not eligible to show. Tattoo numbers must correspond with registry certificates. Animals must have a base hair color of red, white, or roan according to American Milking Shorthorn Society's hair color regulations and cannot have black hair unless cleared by the AMSS Executive Secretary.

Canadian registry certificates will not be accepted except when they are registered with the appropriate U.S. breed association.

***FOR 4-H & FFA DAIRY CATTLE* Animals must show in the same breed show at their qualifying district show and at the PA Junior Dairy Show. An animal may only show in one breed show at district shows and the PA Junior Dairy Show.**

STANDARDS FOR JUDGING SHOWMANSHIP

A) APPEARANCE OF ANIMAL - 30 POINTS

1) Cleanliness — 10 points

The best fitted animals are always extremely clean. Hair and switch must be completely clean and free of stains.

2) Grooming — 10 points

Hair properly groomed and hide soft and pliable. Hairdresser and powder should not be used in excess. Excessive manipulation of hair is undesirable; however, top lines may be blow dried and hair spray used to straighten top lines.

3) Clipping — 5 points

Final clipping should be done just before the show. Clipped and unclipped areas should be smoothly blended, so clipper lines do not show. Head, neck, ears, tail, udder (for cows), and elsewhere clipped as needed. Front and rear legs should be clipped to give the appearance of greater flatness of bone and to remove stains. Withers are clipped to a sharp point to improve angularity.

Body clipping is acceptable, but additional credit should not be give for professional clipping. Belly and udder should not be clipped on heifers that have not freshened and are not springing close.

4) Condition and thriftiness, showing normal growth, being neither too fat or too thin — 5 points

B) APPEARANCE OF EXHIBITOR - 10 POINTS

Clothes and person should be neat and clean. An all-white uniform is required. The show harness or hat with entry number displayed will be considered part of the uniform and must be displayed while in the show ring. Durable, protective shoes are recommended. Uniforms bearing farm names or advertising will not be acceptable in the show ring.

C) SHOWING THE ANIMAL - 60 POINTS

(1) Leading — 25 points

- (a) Enter leading the animal at a normal walk around the ring in a clockwise direction, walking opposite the head on the left side, holding lead strap with the right hand quite close to the halter with the strap neatly but naturally (not coiled) gathered in one or both hands. Holding close to the halter or with the hand inside the halter ensure a more secure control of the animal.
- (b) Animal should lead readily and respond quickly to the exhibitor. It is the responsibility of the exhibitor to respond quickly with the animal to the signs given by the judge.
- (c) The halter should be of the right type for showing dairy cattle, fitting properly, and placed correctly on the animal. Nose band should fit across the bridge of the nose midway between the eyes and the muzzle. A leather halter with leather or chain lead is preferred.
- (d) As the judge studies your animal, the preferred method of leading is walking slowly facing the animal and holding the lead strap in the left hand with the remainder of it neatly, but naturally gathered in one or both hands. At all other times walk facing forward at a quicker pace. When given the signal to pull into line, move quickly to that position in the ring.

- (e) Lead at a comfortable pace with the animal's head held high enough for impressive style, attractive carriage, and graceful walk. Never allow a large gap to occur between your animal and the one ahead of you. Do not crowd the exhibitor ahead of you nor lead in front of that animal so that it cannot be seen by the judge.

2) Posing — 15 Points

- (a) When posing, stay on the animal's left side and stand faced at an angle to her in a position far enough away to see the stance of her feet and top line.
- (b) Pose animal with her feet squarely placed. The hind leg nearest the judge is posed slightly behind the other one when showing heifers. The hind leg nearest the judge should be far enough ahead to allow the judge to see both the fore and rear udder when exhibiting cows.
- (c) Animal should be trained so the exhibitor can move it quickly and easily into the correct pose. The position of the rear legs should be reversed when the judge moves around to view the animal from the other side. Do not over show. When judge is observing animal, let it stand when posed reasonably well.
- (d) Face animal uphill if possible with front feet on slight incline.
- (e) Always move quickly into line when given the signal by a judge. Neither crowd the exhibitor next to you nor leave enough space for another animal when you lead into a side-by-side position.
- (f) Animal may be backed out of line when the judge requests that its placing be changed. Move animal back by exerting pressure on the shoulder point with the thumb and finger of the right hand while pushing back with the halter. Many prefer to lead animal forward and around the end of line or back through the line. Do not lead animal between judge and animal being observed. To move animal ahead, pull gently on the lead strap.
- (g) Do most of the showing with the halter lead strap and avoid stepping on animal's hind feet to move them.

3) Show animal to best advantage — 10 points

- a) Quickly recognize the conformation faults of the animal you are leading and show her to overcome them. You may be asked to exchange with another exhibitor and show a different animal.
- b) For the judge to evaluate the animal properly, it is vital that the exhibitor know basic information such as birth date, fresh date, breeding date, and due date. Knowledge of this information will help show the animal to its best advantage.

4) Poise, alertness, and attitude — 10 points

- a) Keep an eye on your animal and be aware of the position of the judge at all times. Do not be distracted by people or activities outside the ring.
- b) Show the animal at all times and not yourself.
- c) Respond promptly to requests from the judge and officials.
- d) Be courteous and sportsmanlike at all times.
- e) Keep showing until class has been placed and judge has given reasons

**DEPARTMENT 10
4-H & FFA
RULES & REGULATIONS**

1. **ELIGIBILITY:** 4-H club members must have passed their eighth (8) birthday but not have passed their nineteenth (19) birthday by **January 1** of the current year. Exhibitors must be 4-H members in good standing enrolled in a project in the field in which they wish to make an entry, *subject to the approval of their club key leader(s) and the club's by-laws*, and be under the supervision of Penn State Extension. FFA members choosing to participate in a livestock project must be enrolled in an Agricultural Education Course and be under the supervision of an Agricultural Teacher. FFA showman may show from 9th grade to 12th grade as long as they have not passed their nineteenth (19) birthday by **January 1** of the current year.
2. The exhibitor is defined as the owner, or the name that appears on the registration certificate. All animals must be registered in a breed association and/or owned by the exhibitor by **May 1** of the current year (except Dairy Cattle – June 1st and Meat Rabbit Pens no later than two weeks before weigh-in.)
3. Registration “papers pending” will be acceptable only in the case of junior calves. In such a situation, a document from the breed association verifying ownership and date of purchase must accompany the animal.
4. Exhibitors must have their registration certificates available for inspection at any time during the fair. This is especially important during the judging of the group classes as officials may wish to verify ownership at that time.
5. Exhibitors will be expected to display or parade their animals as directed by the superintendent, to accept the stall assigned without controversy, to keep their animals in attractive appearance and to cooperate with the department in every way that may serve to increase the educational value of the show.
6. *4-H & FFA livestock exhibitors are expected to dress neatly in the show ring. Baseball caps and sneakers are not appropriate attire. Leather work boots are recommended footwear. Clothing advertising a business and/or product or any picture or logo/saying is not appropriate for wear during shows. Last names appearing on shirts is discouraged. Dairy exhibitors are expected to wear all white for showmanship. Equine exhibitors are expected to dress according to current PA State 4-H Horse Show Rules.*
7. Exhibitors of livestock must inform themselves as to when their stock will be judged. Stock must be in the ring promptly on call and a failure to comply with the order renders exhibitors liable to be ruled out of competing.
8. **4-H & FFA** Entry forms must be submitted by **July 1, 2024** to the Wayne County Extension Office (648 Park Street, Suite E – Honesdale PA 18431). *Enrolling in a 4-H or FFA Project does not automatically enter a person for a fair class.*

Both a "4-H & FFA" and "Open" entry form must be submitted for proper registration by the designated entry deadline. Submitting a 4-H & FFA entry form does not automatically enter you in the Open Show.

9. The exhibitors will be expected to keep the space they occupy in a clean and sanitary condition and may be asked to remove all their equipment promptly as the superintendent may direct.
NOTE: 4-H & FFA Market Livestock Exhibitors are responsible to pick up after themselves and their animals after the livestock sale. Speak with your barn superintendent about the cleaning schedule for each barn.
10. All animals must have health certificates unless stated otherwise in the health section of this premium book.
11. 4-H & FFA exhibitors are expected to care for, groom, and show their animals while at fairs or livestock shows. In the event that an exhibitor cannot be present to care for, groom, show, or sell their animal, they must get prior approval from the barn superintendent and an extension agent/ FFA Advisor. Substitute showman must be a 4-H or FFA member of the same age or younger (in market or type classes only, showmanship classes may not be substituted)
12. All dairy, livestock, and horse exhibitors are required to participate in their respective showmanship classes. In the case of livestock, members not exhibiting in showmanship will not be eligible to enter that species in the 4-H & FFA Livestock Sale.
13. **All members participating in a 4-H or FFA Animal Science project (livestock, dairy, horse, rabbit, vet science, poultry, small animals, etc.) MUST complete the current Quality Animal Management Training or YQCA certification in order to enter/exhibit an Animal Science project at the fair or project roundup.**
14. ALL 4-H & FFA ENTRIES must be accompanied by an *appropriate* and up to date 4-H & FFA Project record book *including supplements before check-in*, in order for fair passes to be extended or entries to be judged. THERE WILL BE NO EXCEPTIONS!
15. The "Wayne County 4-H & FFA Livestock Sale Committee" has agreed to sponsor the "Good Housekeeping Awards" for 4-H & FFA Market Beef Steer, 4-H & FFA Market Goat, 4-H & FFA Market Lamb, and 4-H & FFA Market Hog exhibitors only.
16. **Poster size is 14"h x 22"w (1/2 of standard poster board). Orientation can be landscape or portrait. Full size poster board (22"h x 28"w) will be accepted for Photography exhibits ONLY.** All 4-H educational display projects that are not posters, must be a reasonable size. Obtain approval with the 4-H educator for any oversized exhibit before registering it. Poster size applies to all 4-H sections unless otherwise noted. Disqualification or a minimum of 20 points may be automatically deducted for improperly sized items: subject to the judge's discretion.
17. Member name should not appear anywhere on the "face" of the exhibit.

18. Members can enter multiple classes per project level BUT can NOT enter more than one (1) entry per class.

19. **Posters and educational exhibits will generally be judged on the following and some with project specific criteria:**

Originality	15 points
Creativity	15 points
Educational content	15 points
General knowledge (of the topic)	15 points
Eye-catching, eye-appealing, easy to read	10 points
Conveys one main message	10 points
Easy for viewer to understand	10 points
Neat, correct spelling	<u>10 points</u>
TOTAL POINTS	100 points

20. All-non-animal entries must be picked up between **9am and noon on Sunday, August 11, 2024**. Any items remaining after that time may be disposed of at the management's discretion.

21. Horns (greater than one (1) inch) are NOT permitted on any dairy cattle.

22. NO HORNS will be permitted on any dairy goats or beef cattle.

23. Non-animal entries, Showmanship Classes, and Dairy Cattle classes for 4-H & FFA exhibitors are judged and placed using the **Danish System**. This system is based on comparison to a standard, not on comparison to others in the class. There are four groupings used in the Danish system to place exhibitors described below. Each exhibitor in all classes will receive a ribbon denoting a grouping and will be placed numerically in that grouping. For example, a class of 8 exhibitors may have 5 blue, 2 red, and 1 white grouping and still be placed numerically ie- 1st Blue, 2nd Blue, 3rd Blue, 4th Blue, 5th Blue, 1st Red, 2nd Red, and 1st White:

- a. Blue (excellent): A blue is given to those entries or members who most nearly meet the standards established for the particular class or level of performance. Excellent does not indicate perfection but is a wide grouping indicating a high degree of achievement toward the elements in the standards for the exhibit.
- b. Red (good): The second or red grouping indicates those exhibits or individuals who rank good in relation to the particular standards or expected achievement of the class or contest. Either the general level of the accomplishment is less than excellent or enough specific shortcomings are found to cause the placing to drop from excellent to good.
- c. White (fair): The white grouping contains those exhibits or contestants who upon evaluation are found lacking and rate only average, acceptable, or satisfactory rating for the standards established.
- d. Green or Maroon (participation): maybe given if exhibits or individuals who for one reason or another fail to produce that level of achievement which can be reasonably expected in relation to the specific class or performance in which they are entered.
- e. Source- North Carolina State University <https://www.co.forsyth.nc.us/CES/4-H/assets/documents/Danish.pdf>

24. Any livestock exhibitor who is found to be bringing animals for weigh-in and tagging on Monday that are different animals than those indicated on their entry form during preliminary registration will forfeit all premiums.
25. A 4-H or FFA member may identify (Register with the species-specific fair entry form of the project year), up to 3 Market Meat Goats, 3 Market Lambs, 2 Market Hogs, 1 meat rabbit pen, and up to 2 Market Steer per project year (following the Wayne County 4-H & FFA Livestock Sale, 4-H, & FFA rules).
 - a. **NOTE-** 4-H and FFA members must choose at the time of entry on the designated forms whether a species will be shown under 4-H or FFA. One species cannot be shown under both 4-H and FFA (ex. Members may not choose to designate 1 market lamb for 4-H and 1 for FFA, they must designate both lambs as either 4-H OR FFA.
 - b. NOTE – If a 4-H or FFA member has two animals in one class, they are responsible to find a “helper” to show the second entry. This “helper” must be another 4-H or FFA member in the same year or younger.
26. There will be an “Ultimate Showmanship Contest” held on the second Friday of the fair, in the livestock arena. This is a competition between the champion showman of each species. The guidelines for this contest are found below.

The Ultimate Showmanship Contest Guidelines

1. To be an exhibitor, you must have received the Grand Champion showmanship award from one of the showmanship contests earlier in the week.
2. There will be one representative for dairy cattle, dairy goat, beef, sheep, market goat, swine, and rabbit.
3. The contest will be scored by a panel of judges.
4. A point system will be used to select the winner.
5. The contest will take place on the second Friday at 10am.
6. Each exhibitor will be expected to show each species of the represented animals from which the showmen were selected.
7. The animals that will be used for this contest will not belong to any of the exhibitors.
8. If for some reason a person chooses not to compete in this competition, they are to notify a barn superintendent no later than 9:00am Friday. At this time the Reserve Champion of the species they were representing will be asked to participate.
9. In the case a person wins in more than one species, the person is going to be asked what species he/she wishes to represent. Then the person who was Reserve Champion in the other species will be asked to represent that species.

4-H & FFA Market Homebred Show Rules

4-H members must be a member of an organized Wayne County 4-H Club and be under the supervision of a club leader and Penn State Extension – Wayne County Office. FFA members must be a member of an organized Wayne County FFA Chapter and be under the supervision of an Agricultural Teacher. Any entry must meet the requirements for the definition of a “Homebred” entry and must register as a “Homebred” market animal on the species-specific entry form and Homebred Entry form by May 15th of the current year for all species but feeder calves which is due on July 1st..

In order to qualify for “Homebred (Owner/Breeder)” status, you, the 4-H or FFA member or a member of your immediate family (legal guardian, parents, grandparents, sibling, aunt, uncle) owned the dam (mother) at the time of breeding and the 4-H or FFA member actively participated throughout the breeding, gestation, birthing, and rearing of the market animal on the 4-H or FFA members farm or the immediate family’s farm.

- a. Entries for the “Homebred” show may only be chosen from entries participating in the Wayne County 4-H & FFA Livestock Sale or from the 4-H & FFA feeder calf project.
- b. Each species will have their own individual competition and classes will be divided between lightweight and heavyweight at the discretion of the barn superintendent(s) and/or the Wayne County 4-H Extension Educator and/or the FFA Agricultural Teacher.

SECTION 1 4-H HORSES

SPECIAL NOTES:

1. The exhibitor must be an enrolled 4-H member in good standing and is defined as the owner, lease, or family member thereof, of the project animal as of **March 31** of the current year. Junior exhibitors must be at least eight (8) years of age as of **January 1** of the current year. Senior exhibitors must be at least fourteen (14) years of age as of **January 1** of the current year and have not passed their nineteenth (19) birthday as of **January 1** of the current year.
2. **ALL** 4-H members must wear an approved helmet as prescribed by the current PA State 4-H Horse Show Rule Book while mounted at *any time* on the show grounds. Boots and/or shoes with a definable heel are also required while mounted.
3. All exhibitors will be **required** to participate in their respective Grooming and Showmanship class. It is a required part of the 4-H Performance Horse Project. Participation in any other classes will be prohibited without a showmanship score.
4. Open Trail and Grooming & Showmanship classes may be shown outside the main show arena. Please refer to entry packets distributed from the Wayne County Extension Office or contact your 4-H Key Leader for more specific information.
5. A *4-H Project Record Book* **MUST** be up to date as per Extension Office directions and reviewed and approved by appointed individuals **BEFORE** a 4-H member can participate in the Wayne County 4-H Horse and Pony Round-Up.
6. All 4-H Horse Project/Show Participants must have a **Coggins Certificate** (dated up to one year before the show), a valid and current **Certificate of Rabies Vaccine** (signed by a veterinarian), and a current **VCPR Form** on file with the Extension Office **PRIOR** to the date of the show.
7. **REGARDING the Coggins Certificate** – all equine over six (6) months of age **MUST** have proof of current negative Equine Infectious Anemia (EIA) status for all Pennsylvania 4-H horse shows and events. This rule includes all brood mares taken to production events. Any federal or Pennsylvania state recognized test results for EIA (ELISA and AGID) will be acceptable to document negative EIA status. Test must be dated within one year of the show date.
8. **REGARDING Rabies** - Certifications must be dated at least 30 days prior to the 4-H Horse show or event if it is the animal's initial (first) inoculation. Re-vaccination is required annually. This includes all mares taken to production events.
9. *Exhibitors are expected to care for, groom, and show their animals while at fairs or shows with only appropriate assistance from parents, leaders, or trainers.*

10. The Extension Staff/Show committee reserves the right to cancel, combine, postpone, or re-arrange class order at its discretion when necessary for the betterment or safety of those involved.
11. Saddle Seat, Therapeutic Rider, Production, Futurity, and Driving classes will be shown at the discretion of the Extension Staff/Show committee/judge(s) in cooperation with the 4-H exhibitors. 4-H rules and guidelines will be followed.
12. Participation in the County Show, Production, or Futurity classes is not required in order to be eligible to participate in the Jr. Championship 4-H Production & Futurity Show.
13. As per the current PA State 4-H Horse Show Rule Book, an unsound animal, inhumane treatment of an animal, or unsportsmanlike conduct are grounds for disqualification and possible dismissal from the show grounds. Assistance or coaching from outside the ring may be penalized. **Alcohol and illegal drugs are specifically prohibited!!!**
14. Illegal, damaged, or improper equipment, as well as concerns for the safety of any participant or animal in any class may be grounds for disqualification or dismissal.
15. If you are eligible to participate in the District 4-H Horse Show, you must be sure to make any necessary entries **before leaving** the Wayne County 4-H Horse and Pony Show.
16. All Grooming & Showmanship classes will be judged by the Danish merit system with ribbons awarded accordingly. All other classes will be awarded ribbons 1st through 6th.
17. Please check the "Health Rules" section of this premium book for all health rules and regulations.
18. EWD = Equestrians with Disabilities
19. **Classes may be subject to change prior to the show, refer to Wayne County Horse Show entry form for the most up-to-date class list.**

GROOMING AND SHOWMANSHIP

1. Class participation for 4-H Showmanship is determined by 4-H exhibitor's age as of January 1 of the current year.
2. Showmanship classes are judged based on the Danish System. Refer to Department 10 4-H & FFA Rules & Regulations for clarification

Premiums for Grooming and Showmanship Classes (1-6, 78-80) are:

Blue - \$8.00 Red - \$6.00 White - \$4.00

Class

1. English Grooming & Showmanship – (ages 8-11)
2. English Grooming & Showmanship –(ages 12-14)
3. English Grooming & Showmanship – (ages 15-18)
4. Western Grooming & Showmanship – (ages 8-11)
5. Western Grooming & Showmanship –(ages 12-14)
6. Western Grooming & Showmanship –(ages 15-18)
74. EWD Grooming & Showmanship – Walk Only
75. EWD Grooming & Showmanship – Assisted Walk/Trot/Jog

76. EWD Grooming & Showmanship – Independent Walk/Trot/Jog

PERFORMANCE CLASSES

Premiums for the following classes (except where indicated) are:

1st - \$10.00 2nd - \$8.00 3rd - \$6.00 4th - \$4.00 5th - \$2.00

7. Open Trail Ponies (14.2h & under)
8. Open Trail Horses, (ages 8-13)
9. Open Trail Horses, (ages 14-18)
10. Beginner Trail
11. Beginner Horsemanship W/J
12. Beginner Western Pleasure W/J
13. Beginner Hunt Seat Equitation W/T
14. Beginner Hunter Under Saddle W/T
15. Western Horsemanship, (ages 8-11)
16. Western Horsemanship, (ages 12-14)
17. Western Horsemanship, (ages 15-18)
18. Western Pleasure Ponies (14.2 hands and under)
19. Western Pleasure Horses (ages 8-13)
20. Western Pleasure Horses (ages 14-18)
21. Ranch Pleasure (ages 8-13)
22. Ranch Pleasure (ages 14-18)
23. Ranch Riding, (ages 8-13)
24. Ranch Riding, (ages 14-18)
25. Ranch Trail
26. Novice Reining
27. Pole Bending Ponies, (ages 8-13) (14.2h & under)
28. Pole Bending Ponies, (ages 14-18) (14.2h & under)
29. Pole Bending Horses – (ages 8-13)
30. Pole Bending Horses – (ages 14-18)
31. Barrel Race Ponies – (ages 8-13) (14.2h & under)
32. Barrel Race Ponies – (ages 14-18) (14.2h & under)
33. Barrel Race Horses – (ages 8-13)
34. Barrel Race Horses – (ages 14-18)
35. Raised Box Keyhole Ponies – (ages 8-13) (14.2h & under)
36. Raised Box Keyhole Ponies – (ages 14-18) (14.2h & under)
37. Raised Box Keyhole Horses – (ages 8-13)
38. Raised Box Keyhole Horses – (ages 14-18)
39. Bow-Tie Race Ponies – (ages 8-13) (14.2h & under)
40. Bow-Tie Race Ponies – (ages 14-18) (14.2h & under)
41. Bow-Tie Race Horses – (ages 8-13)
42. Bow-Tie Race Horses – (ages 14-18)
43. Saddle Seat Equitation, (ages 8-13)
44. Saddle Seat Equitation, (ages 14-18)
45. Saddle Seat Pleasure
46. Hunt Seat Equitation On the Flat, (ages 8-11)
47. Hunt Seat Equitation On the Flat, (ages 12-14)
48. Hunt Seat Equitation On the Flat, (ages 15-18)

49. Low Equitation Over Fences, (ages 8-13)
50. Low Equitation Over Fences, (ages 14-18)
51. Equitation Over Fences, (ages 8-13)
52. Equitation Over Fences, (ages 14-18)
53. Hunter Under Saddle Ponies (13h & under)
54. Hunter Under Saddle Ponies (13h – 14.2h)
55. Classic Hunter Under Saddle Horses, (ages 8-13)
56. Classic Hunter Under Saddle Horses, (ages 14-18)
57. Breed Type Hunter Under Saddle Horses, (ages 8-13)
58. Breed Type Hunter Under Saddle Horses, (ages 14-18)
59. Low Working Hunter Ponies
60. Low Working Hunter Horses
61. Working Hunter Ponies (14.2h & under)
62. Working Hunter Horses
63. Hunter Hack, Ponies (14.2h & under)
64. Hunter Hack Horses
65. Pleasure Pony Driving (14.2h & under)
66. Pleasure Horse Driving
67. Draft Horse Driving
68. Miniature Horse Driving (40" & under) – (ages 8-13)
69. Miniature Horse Driving (40" & under) – (ages 14-18)
70. Miniature Horse in Hand Trail, (40" & under) (ages 8-13)
71. Miniature Horse in Hand Trail, (40" & under) (ages 14-18)
72. Miniature Horse Jumping (ages 8-13)
73. Miniature Horse Jumping (ages 14-18)
77. EWD Obstacle Trail – Max. Assist
78. EWD Obstacle Trail – Min. Assist
79. Obstacle Trail, Independent
80. EWD W/T Equitation – Max. Assist
81. EWD W/T Equitation – Min. Assist
82. Walk Trot Equitation, Independent
83. Reinsmanship (only available at County and Districts)

PRODUCTION/FUTURITY

1. Fillies, jennets, colts, and geldings may be shown. Registered or unregistered animals may be shown. Yearlings through 5-year old animals may be shown. No weanlings may be shown. A member may show up to 3 animals, no more than one in each class. A member must be enrolled in the Production project to show an animal.
2. For the following classes, please fill out the Production Class Entry Form for each project animal.

Premiums for all of the following classes are:

1st - \$10.00 2nd-\$8.00 3rd - \$6.00 4th - \$4.00 5th - \$2.00

*** Classes and Premiums apply to each of the following breeds or grade/unregistered categories***

REGISTERED

Appaloosa	Quarter Horse	Morgan	Welsh/Half Welsh
Arabian	Saddlebred	Paint	Warmblood
Buckskin	Shetland Pony	Palomino	Belgian
Haflinger	Standardbred	Paso Fino	Clydesdale
Half Arabian	Tennessee Walker	Pinto	Percheron
Miniature Horse	Thoroughbred	POA	Shire

84. In-Hand Classes – Registered

- | | |
|----------------------------|---------------------------|
| 1. Yearling Geldings | 6. Yearling Fillies |
| 2. Two Year Old Geldings | 7. Two Year Old Fillies |
| 3. Three Year Old Geldings | 8. Three Year Old Fillies |
| 4. Four Year Old Geldings | 9. Four Year Old Fillies |
| 5. Five Year Old Geldings | 10. Five Year Old Fillies |

GRADE/UNREGISTERED

Western Type Horse	Saddle Type Pony
Western Type Pony	Draft Type Horse
Hunter Type Horse	Draft Type Pony
Hunter Type Pony	Long Ears (Donkey/Mule)
Saddle Type Horse	Miniature Type Horse

85. In-Hand Classes – Grade/Unregistered

- | | |
|----------------------------|---------------------------|
| 1. Yearling Geldings | 6. Yearling Fillies |
| 2. Two Year Old Geldings | 7. Two Year Old Fillies |
| 3. Three Year Old Geldings | 8. Three Year Old Fillies |
| 4. Four Year Old Geldings | 9. Four Year Old Fillies |
| 5. Five Year Old Geldings | 10. Five Year Old Fillies |

FUTURITY

86. Western Pleasure

- 2 year old Western Pleasure Futurity (W/J only)
- 3 year old Western Pleasure Futurity (W/J only)
- 2 & 3 year old Western Pleasure Futurity **Pony** (W/J only)
- 3 year old Western Pleasure Futurity
- 4 year old Western Pleasure Futurity
- 5 year old Western Pleasure Futurity
- 3, 4, 5 year old Western Pleasure Futurity **Pony**

87. English Pleasure

- 2 year old English Pleasure Futurity (W/J only)
- 3 year old English Pleasure Futurity (W/J only)
- 2 & 3 year old English Pleasure Futurity **Pony** (W/J only)
- 3 year old English Pleasure Futurity
- 4 year old English Pleasure Futurity
- 5 year old English Pleasure Futurity
- 3, 4, 5 year old English Pleasure Futurity **Pony**

88. **Western Performance Skills**
 1. 2 year old W/J
 2. 3 year old W/J
 3. 3 year old
 4. 4 year old
 5. 5 year old
89. **English Performance Skills**
 1. 2 year old W/T
 2. 3 year old W/T
 3. 3 year old
 4. 4 year old
 5. 5 year old
90. **Barrel Race Futurity**
 1. 4 year old
 2. 5 year old
91. **Miniature In-Hand Trail**
 1. Yearling
 2. 2 year old
 3. 3 year old
 3. 4 year old
 4. 5 year old
92. **In-hand Trail – Horse/Pony**
 1. Yearling
 2. 2 year old
93. **Miniature Driving Futurity**
 1. 3 year old
 2. 4 year old
 3. 5 year old
94. **Draft Driving Futurity**
 1. 3 year old
 2. 4 year old
 3. 5 year old
95. **Miniature Horse Jumping**
 1. 3 year old
 2. 4 year old
 3. 5 year old

SECTION 2
4-H & FFA DAIRY CATTLE
Superintendent : Kathy Dix
Assistant Superintendents : Ashely Nebzydoski
David Jonas

1. Junior exhibitors are expected to care for, groom, and show their animals while at fairs or livestock shows. In the event that an exhibitor cannot be present to care for, groom, show, or sell their animal, they must get prior approval from the barn superintendent and an extension agent or agricultural advisor.
2. ****Be sure to use only grooming products that are approved for use on meat and dairy animals when fitting your animals for show. Unapproved products may contain ingredients that result in unacceptable residues in the meat or milk. If you are not certain that a product is residue safe and approved for use on meat or dairy animals, DO NOT USE IT!! **Important** If upon slaughter, treatment with drugs, biologics, or any chemical from fitting products, is the cause of condemnation of a carcass, the loss of the carcass and any other damages will be borne by the exhibitor.****
3. All Dairy Breeds Entry Arrival – **Thursday, August 1, 2024, between 9:00 AM & 3:00 PM**, Release Time – **Sunday, August 4, 2024, 7:00 PM.**
NOTE: Exhibitors with multiple loads of cattle or with milking animals will be able to load out first.
4. 4-H & FFA exhibitors must wear white pants while showing. The exhibitor may wear a white shirt or farm shirt. Showmanship exhibitor must be in all white.
5. If an exhibitor is unable to show their 4-H or FFA Dairy animal in the type/breed class it must be shown by a 4-H or FFA member that is the same age or younger than the animal exhibitor.
6. **Ownership rules** for 4-H & FFA Dairy animals
 - A. Animals bred & owned by exhibitor must be registered in the exhibitor's name by show date.
 - B. Animals not bred by the exhibitor that are in the fall yearling class or younger must be owned by the exhibitor on or before June 1, 2024. This includes fall yearlings in milk. Animals with birthdates falling in the Jr. two year old class or older must be owned by the exhibitor on or before June 1, 2024. The date of sale shown on the registration certificate will be considered as the date of ownership.
 - C. Leased animals may be exhibited at the Wayne County Fair. The purpose of the leasing program is to provide opportunities to young people who lack facilities or resources necessary to own an animal. Existence of a lease must be verified by Wayne County Extension Office and a copy of project plans on file by June 1 each project year.
7. Horns (greater than one (1) inch) are not permitted on any dairy animal.

8. 4-H & FFA Type and Showmanship classes are judged based on the Danish System. Refer to Department 10 4-H & FFA Rules & Regulations for clarification.
9. Show order for both the Open, 4-H, & FFA Heifer Type Show and Milking Type Show is: AYRSHIRE, BROWN SWISS, GUERNSEY, HOLSTEIN (BLACK & WHITE), HOLSTEIN (RED & WHITE), JERSEY, MILKING SHORTHORN. Classes will follow numerical order as listed below, with breed order Ayrshire then Brown Swiss. To clarify the show will start with class 6 (Junior or Spring Heifer Calf) for the Ayrshire breed, then class 6 (Junior or Spring Heifer Calf) for the Brown Swiss breed, etc.
10. The following classes will be determined during the Heifer Type Show: Junior 4-H & FFA Club Herd, Junior Champion Female, Res. Junior Champion Female, and Jr. Supreme Champion Female.
11. The following classes will be determined during the Milking Type Show: Senior 4-H & FFA Club Herd, Senior Champion Female, Res. Senior Champion Female, Grand Champion Female, Res. Grand Champion Female, Owner/Breeder, Dam and Daughter, and Supreme Champion.
12. Junior Champion Females of each breed will be invited to keep their animal(s) on display throughout the week of fair at the discretion of the Barn Superintendent(s).

During show, the Open champions will be chosen followed by the 4-H & FFA class champion.

Optional note for 4-H or FFA Dairy members planning to participate in the PA State 4-H Dairy Show. In order to avoid any possible 4-H or FFA Dairy Show health chart hassles during 2024, it is now an option to any 4-H or FFA Dairy Member planning to participate in the PA State 4-H Dairy Show to have the additional testing done for Tuberculosis and Brucellosis. This additional testing plus the initial Respiratory Complex vaccination and a booster should allow any dairy animal to be exhibited in any part of Pennsylvania during the 2024 Dairy show season.

THE FOLLOWING CLASSES APPLY TO EACH OF THE FOLLOWING BREEDS. PLEASE DESIGNATE BREED IN THE APPROPRIATE SPACE ON THE ENTRY FORM.

- | | |
|---|---|
| <ol style="list-style-type: none"> 1. Ayrshire 2. Brown Swiss 3. Guernsey 4. Holstein (Black & White) | <ol style="list-style-type: none"> 5. Holstein (Red & White) 6. Jersey 7. Milking Shorthorn |
|---|---|

Class

- | | |
|----|--|
| 6. | Junior or Spring Heifer Calf – born between March 1, 2024 & May 31, 2024. |
| | 15 13 11 10 9 8 7 6 5 4 |
| 7. | Intermediate or Winter Heifer Calf – born between December 1, 2023 & February 28, 2024 |
| | 15 13 11 10 9 8 7 |
| | 6 5 4 |

8. Senior or Fall Heifer Calf - born between Sept. 1, 2023 & Nov. 30, 2023.
15 13 11 10 9 8 7 6 5 4
9. Summer Yearling Heifer-born between June 1, 2023 & Aug. 31, 2023
20 18 16 14 12 10 8 6 4 2
10. Junior or Spring Yearling Heifer- born between March 1, 2023 & May 31, 2023.
20 18 16 14 12 10 8 6 4 2
11. Intermediate or Winter Yearling Heifer- born between December 1, 2022 & February 28, 2023
20 18 16 14 12 10 8 6 4 2
12. Senior or Fall Yearling Heifer (not in milk)-born between September 1, 2022 & November 30, 2022.
20 18 16 14 12 10 8 6 4 2
13. Junior Champion Female **Ribbon or Rosette**
14. Reserve Junior Champion Female **Ribbon or Rosette**
17. Senior or Fall Yearling Heifer (in milk)- born between September 1, 2022 & November 30, 2022.
20 18 16 14 12 10 8 6 4 2
18. Dry Cow-Senior 2 years old and older
20 18 16 14 12 10 8 6 4 2
21. Junior 2 year old cow-born between March 1, 2022 & August 31, 2022
30 27 24 21 18 15 12 9 6 3
22. Senior 2 year old cow-born between September 1, 2021 & February 28, 2022
30 27 24 21 18 15 12 9 6 3
23. Junior 3 year old cow-born between March 1, 2021 & August 31, 2021
30 27 24 21 18 15 12 9 6 3
24. Senior 3 year old cow-born between September 1, 2020 & February 28, 2021
30 27 24 21 18 15 12 9 6 3
25. 4 year old cow-born between September 1, 2019 & August 31, 2020
30 27 24 21 18 15 12 9 6 3
26. 5 year old cow-born between September 1, 2018 & August 31, 2019
30 27 24 21 18 15 12 9 6 3
27. 6 year old cow & over-born before September 1, 2018
30 27 24 21 18 15 12 9 6 3
30. Senior Champion Female **Ribbon or Rosette**
31. Reserve Senior Champion Female **Ribbon or Rosette**
32. Grand Champion Female **Ribbon or Rosette**
33. Reserve Grand Champion Female **Ribbon or Rosette**
36. Owner/Breeder (highest placing owner breeder animal per breed)
Ribbon or Rosette
38. Dam and Daughter (**dam must be owned by the exhibitor and daughter must be owned and bred by the exhibitor**). ****Exhibitor is now permitted to enter more than one entry in this class****
30 25 20 15 10
52. Jr. Supreme Champion (will be selected for all Breeds)
Ribbon or Rosette

53. Supreme Champion (will be selected for all Breeds)

Ribbon or Rosette

PLEASE NOTE: Junior 4-H & FFA Club Herd and Senior 4-H & FFA Club Herd are no longer “lead out” classes. The 4-H club leader or FFA Chapter Agricultural Teacher will submit a card or paper with the 3 junior or senior aged 4-H or FFA dairy animals listed with their final placing for type within their respective 4-H & FFA type classes. The 4-H club or FFA chapter with the 3 highest placing 4-H or FFA dairy animals will receive the first place and so on until all of the 4-H clubs & FFA chapters competing have been placed. Points for each animal will be awarded as follows.

1 st place=10 points	2 nd place=9 points	3 rd place=8 points
4 th place=7 points	5 th place=6 points	6 th place=5 points
7 th place=4 points	8 th place=3 points	9 th place=2 points
10 th place=1 point	11 th place or lower=1/2 point	

There will be only one entry for the whole week for each club herd using any combination of breeds. Pre-Entry Required. * Use the 4-H & FFA Dairy entry form to enter*

39. **Junior 4-H & FFA Club Herd** – 3 animals from junior aged classes, 1 representative from calf classes, one from the heifer classes, and one from either the heifer calf or yearling heifer class. At least two 4-H or FFA Dairy project members must be represented in this group in order to compete

30 25 20 15 10

40. **Senior 4-H & FFA Club Herd** – 3 animals from senior age classes –one representative from the following possible group of classes: Senior Yearling in milk, Dry Cow, Junior or Senior 2 year old, or Junior or Senior 3 year old. One representative from these possible classes: 4 year old, 5 year old, 6 year old. One representative from any age group previously listed. At least two 4-H or FFA Dairy project members must be represented in this group in order to compete.

30 25 20 15 10

DAIRY SHOWMANSHIP

1. 4-H & FFA members must show in the showmanship contest to have their dairy project complete. Only exceptions will be made with a medical excuse. If exhibitor does not show in the showmanship contest they will not be allowed to show in the type show. The 4-H or FFA exhibitor must own or lease animal and be enrolled in the dairy project.
2. There will be two showmanship contests. Please indicate on entry form which show you will be competing in.
3. The showmanship classes will be divided up equally between the numbers of exhibitors at the discretion of the superintendent.
4. All 4-H & FFA exhibitors must be attired in ALL WHITE for showmanship.
5. Age group for 4-H & FFA Dairy Showmanship is determined by age as of January 1 of the current year.

6. **All exhibitors must present registration papers and lease paper if applicable before entering into the ring for showmanship competition.**

Premiums for all showmanship classes are:

Blue - \$8.00 Red - \$6.00 White - \$4.00

Champion and Reserve Champion of each division and also of the entire Dairy Showmanship Show will receive a rosette.

Class

- | | |
|--------------------------------------|---|
| 41. Dairy Showmanship – Junior | 46. Reserve Champion Intermediate Showman |
| 42. Champion Junior Showman | 47. Dairy Showmanship – Senior |
| 43. Reserve Champion Junior Showman | 48. Champion Senior Showman |
| 44. Dairy Showmanship – Intermediate | 49. Reserve Champion Senior Showman |
| 45. Champion Intermediate Showman | 50. Grand Champion Showman |
| | 51. Reserve Grand Champion Showman |

SECTION 3
4-H & FFA BEEF CATTLE
Superintendent: Ron Scull
Assistant Superintendent: Dave Jonas & Stacy Roerig

1. When in exhibition in the ring, each animal must be under show halter (not rope) and in charge of by the owner or owner's representative.
2. Beef cattle shall be restrained in their assigned stalls using **both** a neck tie (not baler twine) and a halter when animals are not being physically handled (i.e. walking to wash rack, fitting in a chute, during show)
3. Any animal of unthrifty nature, unsuitable condition, or which cannot be satisfactorily handled under show conditions must be removed from the fairgrounds.
4. **Participation in showmanship class is mandatory for members who intend to participate in the Wayne County 4-H & FFA Livestock Sale.**
5. When junior exhibitors are showing in the arena with their animals, the fair shall have men available for assistance.
6. Health certificates are required – refer to general rules.
7. The exhibitor is defined as the owner, or the name that appears on the registration certificate.
 - A. Leased Breeding Beef Cattle may be exhibited at the Wayne County Fair. The purpose of the leasing program is to provide opportunities to young people who lack facilities or resources necessary to own an animal. Existence of a lease must be verified by Wayne County Extension Office and a copy of project plans on file by June 1 of the current project year.
8. Breeding stock must be registered to show in a breed with the appropriate registration paperwork to show purebred animals.
9. Animals can be prepared (fitted) to the exhibitor's preference **by the exhibitor.**
10. Junior exhibitors are expected to care for, groom, and show their animals while at fairs or livestock shows. In the event that an exhibitor cannot be present to care for, groom, show, or sell their animal, they must get prior approval from the barn superintendent and an extension agent.
11. Decorations deemed to be unsafe by the superintendents must be removed at the superintendent's request.
12. ****Be sure to use only grooming products that are approved for use on meat and dairy animals when fitting your animals for show. Unapproved products may contain ingredients that result in unacceptable residues in the meat or milk. If you are not certain that a product is residue safe and approved for use on meat or dairy animals, DO NOT USE IT!!**
****Important** If upon slaughter, treatment with drugs, biologics, or any chemical from fitting products, is the cause of condemnation of a carcass, the loss of the carcass and any other damages will be borne by the exhibitor.****

13. Arrival time for all 4-H & FFA **Beef Breeding** exhibits is on **Thursday August 1st, 2024 between Noon and 3pm.** Arrival time for all 4-H & FFA **Beef Feeder and Market Steer** exhibits is on **Monday, August 5, 2024 between 9am and 2pm.**
****NOTE: During weigh-in a Licensed Veterinarian will be assessing animals for good health. Please follow direction given by the check-in committee before unloading animals at the chute.**
14. Animals shown in breeding classes may not also be shown in feeder classes.
15. Breeds that are not designated with a class fall under the classification of "All Other Breeds"
16. All feeder calves must be castrated and visibly tagged prior to entry day.
17. All cattle **must** be properly dehorned by check-in.
18. Refer to Department 10 4-H & FFA Rules & Regulations for Homebred/Owner-Breeder Show Guidelines.
19. Any age cow shown in the cow shown with calf class is to be currently lactating and the calf shown at side cannot be older than 250 days old. Calf is eligible to compete in individual calf classes but must be entered in the appropriate class.
20. 4-H, FFA, & OPEN Beef Breeding, Feeder, and Market Steers will be shown together in their respective classes but will be placed as if shown in individual shows. To clarify there will be a separate 4-H & FFA placing from the open show placing for each class.

BEEF BREEDING CLASSES

THE FOLLOWING CLASSES APPLY TO EACH OF THE FOLLOWING BREEDS. PLEASE DESIGNATE BREED IN APPROPRIATE SPACE ON ENTRY FORM.

- | | |
|-----------------------|-----------------------------|
| 1. Black Angus | 6. Shorthorn |
| 2. Charolais | 7. Shorthorn Plus |
| 3. Hereford | 8. Red Angus |
| 4. Simmental | 9. Maine Anjou |
| 5. Maintainer | 10. All Other Breeds |

Premiums for all 4-H & FFA beef breeding show classes are as follows.

1st - \$18.00 2nd - \$16.00 3rd - \$12.00 4th - \$8.00 5th - \$6.00

Class

14. Junior Heifer Calves – calved after January 1, 2024
15. Senior Heifer Calves – calved between Sept. 1, 2023 & December 31, 2023
16. Summer Yearling Heifer – calved between May 1, 2023 & August 31, 2023
17. Junior Yearling Heifer – calved between January 1, 2023 & April 30, 2023
18. Senior Yearling Heifer – calved between September 1, 2022 & Dec. 31, 2022
19. Junior Champion Female **Ribbon or Rosette**
20. Reserve Junior Champion Female **Ribbon or Rosette**
21. 2 year old Heifer – calved between January 1, 2022 & August 31, 2022

- | | | |
|-----|---------------------------------------|--------------------------|
| 22. | Cow shown with calf | |
| 23. | Senior Champion Female | Ribbon or Rosette |
| 24. | Reserve Senior Champion Female | Ribbon or Rosette |
| 25. | Grand Champion Female (Breed) | Ribbon or Rosette |
| 26. | Reserve Grand Champion Female (Breed) | Ribbon or Rosette |
| 27. | Supreme Champion Female | Ribbon or Rosette |
| 28. | Reserve Supreme Champion Female | Ribbon or Rosette |

4-H & FFA FEEDER CLASS

1. All feeder calves must be castrated & visibly tagged prior to entry day.
2. Feeder calves may either be a steer or heifer, NO BULLS
3. ***Animals shown in feeder classes may not also be shown in breeding classes***
4. All animals should designate the appropriate breed based on the SIRE of the entry.
5. Feeders must be designated as **either** 4-H entries **or** FFA entries on the entry form. **Exhibitors may not enter under both programs in one species.**
6. Minimum weight for beef feeder steers/heifers is 300 lbs., and the maximum is 800lbs regardless of breed designation. Classes will be determined by weight, as indicated in the following classes.
7. **Arrival time for all 4-H & FFA beef feeders is Monday, August 5, 2024 between 9am and 2pm.**
8. Placement in a weight class will be determined at weigh-in on **Monday, August 5, 2024**
9. Refer to Department 10 4-H & FFA Rules & Regulations for Homebred/Owner-Breeder Show Guidelines
10. **Refer to the animal health requirements and guidelines section of this premium book for vaccination/health requirements.**

Premiums for all feeder classes are as follows.

1st - \$12.00 2nd - \$11.00 3rd - \$10.00 4th - \$9.00 5th - \$8.00

Class

- | | | |
|-----|-----------------------------------|----------------|
| 29. | Steers 300 - 400 pounds | |
| 30. | Steers 401 – 500 pounds | |
| 31. | Steers 501 – 600 pounds | |
| 32. | Steers 601 – 800 pounds | |
| 33. | Heifers 300 – 400 pounds | |
| 34. | Heifers 401 – 500 pounds | |
| 35. | Heifers 501 – 600 pounds | |
| 36. | Heifers 601 – 800 pounds | |
| 37. | Grand Champion Feeder Steer | Rosette |
| 38. | Res. Grand Champion Feeder Steer | Rosette |
| 39. | Grand Champion Feeder Heifer | Rosette |
| 40. | Res. Grand Champion Feeder Heifer | Rosette |

4-H & FFA MARKET STEERS

1. Beef steers shall be free of infections and transmissible diseases. Shipping fever shots will be required.
2. NO EXHIBITOR MAY ENTER MORE THAN ONE ANIMAL. Two 4-H or FFA market steers may be tagged as of **November 2023**. This will function as a **preliminary** 4-H & FFA market show entry. Final selection (if 2 market beef steers were tagged) will be made on **Monday, August 5, 2024 between 9:00 AM and 2:00 PM**. Only one (1) 4-H or FFA market beef steer can be entered, shown, and possibly sold through the 4-H & FFA Livestock Sale no matter which division the animal (s) have been entered into (Commercial or Grass-fed).
3. Market steers must be designated as **either** 4-H entries **or** FFA entries on the entry form. **Exhibitors may not enter under both programs in one market species.**
4. Market steers will be entered into one of two divisions designated by the 4-H or FFA member on the entry form due at the time of tag-in in November of the prior year: Commercial Market or Grass-fed Market. Animals entered into the Grass-fed division **must** meet all standards listed in the Wayne County 4-H & FFA Livestock handbook under the 4-H & FFA Market Steer section, number 8.
5. Minimum market steer weights will be **1050 lb.** for the commercial market steer division animals and **950 lb.** for the grass-fed market steer division animals.
*******All 4-H & FFA Market Steers will only be weighed ONCE during check-in.**
6. **Arrival time for all steers is Monday, August 5, 2024 between 9am and 2pm.**
7. Placement in a weight class will be determined at weigh-in on **Monday, August 5, 2024.**
8. PLEASE REMEMBER THAT YOU MUST ENTER YOUR ANIMAL IN THE OPEN CLASS IF YOU WISH – IT IS NOT AUTOMATIC AS IN 4-H & FFA.
9. Refer to Department 10 4-H & FFA Rules & Regulations for Homebred/Owner-Breeder Show Guidelines
10. **All 4-H & FFA Market Steers that go through the Wayne County 4-H & FFA Sale and stay at the fairgrounds after the sale is complete must be restrained using at least a rope halter (with owners information on the halter) to be used to transfer steers. Halters will be returned after steer's leave the fairgrounds.**

4-H & FFA COMMERCIAL MARKET STEER DIVISION

Premiums for the commercial 4-H & FFA market steer division classes are as follows.

1st - \$17.00 2nd - \$13.00 3rd - \$11.00 4th - \$9.00 5th - \$7.00 6th - \$4.00
Champions & Reserve Champions of each division and also Grand & Reserve Champions will receive a Rosette.

Class

- 41. Lightweight
- 42. Medium Lightweight
- 43. Heavy Lightweight
- 44. Champion Lightweight
- 45. Reserve Champion Lightweight
- 46. Light Middleweight
- 47. Medium Middleweight
- 48. Heavy Middleweight
- 49. Champion Middleweight
- 50. Reserve Champion Middleweight
- 51. Light Heavyweight
- 52. Medium Heavyweight
- 53. Heavy Heavyweight
- 54. Champion Heavyweight
- 55. Reserve Champion Heavyweight
- 56. Grand Champion Steer **Banner**
- 57. Reserve Grand Champion Steer **Banner**

4-H & FFA GRASS- FED MARKET STEER DIVISION

Premiums for the grass-fed 4-H & FFA market steer division classes are as follows.

1st - \$17.00 2nd - \$13.00 3rd - \$11.00 4th - \$9.00 5th - \$7.00 6th - \$4.00
Champions & Reserve Champions of each division and also Grand & Reserve Champions will receive a Rosette.

Class

- 78. Lightweight
- 79. Medium Lightweight
- 80. Heavy Lightweight
- 81. Champion Lightweight
- 82. Reserve Champion Lightweight
- 83. Light Middleweight
- 84. Medium Middleweight
- 85. Heavy Middleweight
- 86. Champion Middleweight
- 87. Reserve Champion Middleweight
- 88. Light Heavyweight
- 89. Medium Heavyweight
- 90. Heavy Heavyweight
- 91. Champion Heavyweight
- 92. Reserve Champion Heavyweight
- 93. Grand Champion Steer **Banner**
- 94. Reserve Grand Champion Steer **Banner**

4-H & FFA BEEF CATTLE SHOWMANSHIP

1. ALL 4-H & FFA members are encouraged to show either a steer, cow, or heifer in the showmanship contest *regardless of its weight*, provided the animal has been carried as a project and is owned by the exhibitor.
2. Participation in showmanship class is mandatory for members who intend to participate in the 4-H & FFA Livestock Sale and to complete member projects.
3. Animals can be prepared (fitted) to the exhibitor's preference.
4. Class participation for 4-H & FFA showmanship determined by 4-H/ FFA exhibitor' age as of **January 1** of the current year.
5. Classes may be broken up into smaller sub classes for safety purposes by the barn superintendent and/or extension educator/FFA advisor the day of the show if necessary.
6. Showmanship classes are judged based on the Danish System. Refer to Department 10 4-H & FFA Rules & Regulations for clarification.

Premiums for all showmanship classes are as follows.

Blue - \$8.00 Red - \$6.00 White - \$4.00

Champions and reserve champions of each class and also grand and reserve grand champion showman will receive a rosette.

Class

Class A

60. Showmanship
61. Champion Showman
62. Reserve Champion Showman

Class B

63. Showmanship
64. Champion Showman
65. Reserve Champion Showman

Class C

66. Showmanship
67. Champion Showman
68. Reserve Champion Showman

Class D

69. Showmanship
70. Champion Showman
71. Reserve Champion Showman

Class E

72. Showmanship
73. Champion Showman
74. Reserve Champion Showman

Class F

75. Showmanship
76. Champion Showman
77. Reserve Champion Showman

Class G

78. Showmanship
79. Champion Showman
80. Reserve Champion Showman

Class H

81. Showmanship
82. Champion Showman
83. Reserve Champion Showman

Class I

84. Showmanship
85. Champion Showman
86. Reserve Champion Showman

Class J

87. Showmanship
88. Champion Showman
89. Reserve Champion Showman

90. Grand Champion Showman
91. Reserve Grand Champion Showman

**Small Banner
Small Banner**

GOOD HOUSEKEEPING AWARDS

1. 4-H & FFA Market beef exhibitors who maintain the most attractive and sanitary exhibits will be eligible for special daily premiums. Judging will take place after 11:00am on designated days.

2. **All 4-H & FFA Market beef exhibits will be scored on the following basis:**

Cleanliness of animals	15 points
Cleanliness of bedding	15 points
Entry cards and ribbons properly displayed	20 points
Keeping grain & all hay feed presentable	10 points
Keeping all equipment sanitary & neat	10 points
Keeping all aisles clean	15 points
Courtesy to people	<u>15 points</u>
TOTAL	100 points

3. Inspections to be made unannounced. Prizes will be awarded to 4-H/FFA members on a daily basis. 4-H/FFA market steer exhibits will be judged on Tuesday, Wednesday, & Friday

Class

77. Daily prizes 10 8 6 4 2

PLEASE NOTE: “4-H & FFA Beef (Market Beef) Good Housekeeping” prizes sponsored by the “Wayne County 4-H & FFA Livestock Sale Committee”

SECTION 4
4-H & FFA SHEEP
Superintendent: Les Mang
Assistant Superintendent: Linda Marshall

RULES APPLY TO BOTH BREEDING AND MARKET ENTRIES

1. Please check "Health Rules" section of this premium book for all health rules and regulations.
2. **Participation in showmanship class is mandatory for members who intend to participate in the 4-H & FFA Livestock Sale.**
3. All sheep must bear an official USDA/APHIS ear tag to be exhibited at the show. Sheep from flocks on the voluntary scrapie program must bear an official ear tag, tattoo, or electronic ear implant.
4. Any animal of unthrifty nature, unsuitable condition, or which cannot be satisfactorily handled under show conditions must be removed from the fairgrounds.
5. All animals "sound" – free of any defects affecting meat quality to be evaluated by:
 1. Superintendent
 2. Veterinarian
 3. 4-H & FFA Livestock Committee (if a market breed)
 4. Final Decision – Type Judge
6. The exhibitor is defined as the owner or the name as it exactly appears on the registration certificate.
7. **Ownership Rules** for 4-H & FFA Sheep
 - A. All breeding animals must be registered with the breed association by **May 1st** of the current year. Entry form for animals with registration certificates pending will be accepted but registration certificates must be available for inspection when animals are brought to the fair.
 - B. Animals not bred by the exhibitor must be owned by the exhibitor on or before **May 1** of the current year. The date of the sale shown on the registration certificate will be considered as the date of ownership.
 - C. Leased Breeding Sheep may be exhibited at the Wayne County Fair. The purpose of the leasing program is to provide opportunities to young people who lack facilities or resources necessary to own an animal. Existence of a lease must be verified by Wayne County Extension Office and a copy of project plans on file by June 1 of the current project year.
8. If an animal, in the opinion of the judge, is not deserving of an award, it will be placed at the discretion of the judge. **The judge's decision is final.**
9. The sheep superintendent reserves the right to reject any animal in which in his/her judgment is not suitable for exhibition. Sheep infested with ticks, showing an unthrifty condition, or not cleaned properly for show will be rejected.

10. Junior exhibitors are expected to care for, groom, and show their animals while at fairs or livestock shows. In the event that an exhibitor cannot be present to care for, groom, show, or sell their animal, they must get prior approval from the barn superintendent and an extension agent or Agricultural Teacher.
11. The sheep superintendent will appoint open and youth show committee to enforce rules and settle any disputes which may arise.
12. 4-H & FFA members must be present and have charge of their animals at the time of judging.
13. Lambs shown in breeding classes cannot be shown in market classes and vice-versa.
14. Animals shown in group classes must be shown as previous individuals.
15. Animals can be prepared (fitted) to the exhibitor's preference.
16. ****Be sure to use only grooming products that are approved for use on meat and dairy animals when fitting your animals for show. Unapproved products may contain ingredients that result in unacceptable residues in the meat or milk. If you are not certain that a product is residue safe and approved for use on meat or dairy animals, DO NOT USE IT!! **Important** If upon slaughter, treatment with drugs, biologics, or any chemical from fitting products, is the cause of condemnation of a carcass, the loss of the carcass and any other damages will be borne by the exhibitor.****
17. **Arrival time for all 4-H & FFA Market Sheep is on Monday, August 5, 2024 between 3PM and 7PM. Arrival time for all 4-H & FFA Breeding Sheep is on Thursday, August 1, 2024 between 3PM and 7PM.**
18. Market animals not meeting weight requirements may remain on the grounds and be shown in the appropriate showmanship class. The exhibitor may only show in one showmanship class per species.
19. **ENTRY DEADLINE – July 1, 2024 – Breeding Entry forms must be completed and returned to the Wayne County Extension Office.**
20. PLEASE REMEMBER THAT IF YOU WISH TO SHOW YOUR ANIMAL IN OPEN CLASS, YOU MUST ENTER IT IN THE OPEN CLASS – IT IS NOT AUTOMATIC AS IN 4-H & FFA.
21. NOTICE: Breed and tag number must be on all entry forms.
22. Hay nets and bags are prohibited in sheep pens.
23. Refer to Department 10 4-H & FFA Rules & Regulations for Homebred/Owner-Breeder Show Guidelines
24. The exhibitor will be expected to keep their sheep and the pen they occupy in a clean and sanitary condition and to remove all their equipment as the superintendent may direct. Appointed leaders/supervisors will be checking on cleanliness of sheep pens every day, if your pen receives a red tape marked on it for the day you have fallen out of compliance for cleanliness on that day. If you receive three red tape days, further discipline will be enforced that may affect a member's opportunity to participate in the roundup, show & sale, scholarships, and/or prizes. The 4-H or FFA member may also be ordered to remove their animals from the premises.

4-H & FFA BREEDING SHEEP

THE FOLLOWING CLASSES APPLY TO EACH OF THE FOLLOWING BREEDS.
PLEASE DESIGNATE BREED IN THE APPROPRIATE SPACE ON ENTRY FORM

- | | |
|--------------------|----------------------|
| 1. Cheviot | 8. Southdown |
| 2. Corriedale | 9. Suffolk |
| 3. Hampshire | 10. Tunis |
| 4. Dorset – horned | 11. Texel |
| 5. Dorset – polled | 12. Montadale |
| 6. Merino | 13. Finn |
| 7. Shropshire | 14. All Other Breeds |

Premiums for all Breeding Sheep classes are as follows.

1st - \$12.00 2nd - \$10.00 3rd-\$9.00 4th - \$7.00 5th - \$6.00

Class

1. Yearling Ram - born between September 1, 2022 & August 31, 2023.
2. Fall Ram Lamb – born between September 1, 2023 & December 31, 2023.
3. Early Spring Ram Lamb – born between January 1, 2024 & February 15, 2024.
4. Late Spring Ram Lamb – born between February 16, 2024 & May 31, 2024
5. Champion Ram **Ribbon or Rosette**
6. Reserve Champion Ram **Ribbon or Rosette**
7. Aged Ewe – born between September 1, 2020 & August 31, 2022.
8. Yearling Ewe – born between September 1, 2022 & August 31, 2023.
9. Fall Ewe Lamb – born between September 1, 2023 & December 31, 2023.
10. Early Spring Ewe Lamb – born between January 1, 2024 & February 15, 2024.
11. Late Spring Ewe Lamb – born between February 16, 2024 & May 31, 2024
12. Ewe and Offspring bred and owned by exhibitor – offspring can be either sex
13. Champion Ewe (Each Breed) **Ribbon or Rosette**
14. Reserve Champion Ewe (Each Breed) **Ribbon or Rosette**
15. Supreme Champion Ewe **Rosette**
16. Supreme Champion Ram **Rosette**

MARKET LAMBS

1. 4-H & FFA Market Lamb Tagging will occur on Monday, August 5, 2024 between 3:00pm – 7:00pm along with final market lamb weigh-in. Preliminary 4-H & FFA Market Lamb Registration will be conducted through 4-H & FFA Market Lamb Entry Forms along with one photo of each side of the 4-H & FFA member's lamb, submitted to the Extension Office. *Photos MUST be labeled with the 4-H & FFA members Name. Club, and Scrapie tag numbers. **NEW***-One of the photos must include a clear image of the lambs scrapie tag.

**ALL 4-H & FFA Market Lamb entries are due to the Extension Office
no later than May 15th.**

2. Any exhibitor who is caught bringing animals for weigh-in and tagging on Monday, August 7th that are different animals than those indicated on their entry form during preliminary registration will forfeit all premiums.

3. A total of three (3) 4-H or FFA market lambs can be entered, vet checked, etc. by the May 15th deadline of the current year. Final selection and entry will be made on **Monday, August 5, 2024 between 3:00PM and 7:00PM**. A maximum of two (2) 4-H or FFA market lambs can be brought to tagging, shown, and possibly sold through the 4-H or FFA Livestock Sale.
***** Lambs must be designated as either 4-H entries or FFA entries on the entry form. Exhibitors may not enter under both programs in one market species.**
4. All market lambs will be weighed on the same set of scales under a qualified weigh master at the discretion of the fair ONCE during check in.
5. Minimum weight of **80 pounds** – maximum weight of **160 pounds**
6. Final class placement will be determined after weigh-in of lambs on entry day – **Monday, August 5, 2024**
7. Weight classes may be adjusted at the discretion of the superintendent.
8. **Participation in a showmanship class is mandatory for members who intend to participate in the 4-H & FFA Livestock Sale.**
9. 4-H & FFA market lambs shall be free of any infections and/or transmissible diseases. Any required testing must be completed, and a health certificate must be provided for each 4-H & FFA market lamb entered for competition.
NEW- A licensed veterinarian will be checking lambs for sound health during the check-in process. Please follow guidance set by Barn Superintendents or your entries may be disqualified from showing.
10. All exhibitors participating in the Wayne County 4-H & FFA Livestock Sale are responsible to clean and pick up equipment from their project animals after the Livestock Sale. Check with barn superintendents for cleaning schedule **before** the sale.
11. Market lambs **may not** have more than 1 inch of wool growth over the entire lambs body (no mullets or wool caps) when arriving for check-in on Monday August 5, 2024.

Premiums for all 4-H & FFA Market Lamb classes are as follows.

1st - \$12.00 2nd - \$10.00 3rd - \$9.00 4th - \$7.00 5th - \$6.00 6th - \$3.00
Division Champions & Reserve Champions and also Grand & Reserve Champions will receive a Rosette.

Class

17. Division 1 Class A
18. Division 1 Class B
19. Division 1 Class C
20. Division 1 Class D
21. Division 1 Champion
22. Division 1 Reserve Champion
23. Division 2 Class A
24. Division 2 Class B
25. Division 2 Class C
26. Division 2 Class D

- 27. Division 2 Champion
- 28. Division 2 Reserve Champion
- 29. Division 3 Class A
- 30. Division 3 Class B
- 31. Division 3 Class C
- 32. Division 3 Class D
- 33. Division 3 Champion
- 34. Division 3 Reserve Champion

- 35. Grand Champion Market Lamb **Banner**
- 36. Reserve Grand Champion Market Lamb **Banner**

4-H & FFA SHEEP SHOWMANSHIP

- 1. ALL 4-H & FFA members are encouraged to show an animal in the showmanship contest *regardless of weight*, provided the animal has been carried as a project and is owned by the exhibitor. Weight requirements do not apply.
- 2. Participation in showmanship class is mandatory for members who intend to participate in the 4-H & FFA Livestock Sale.
- 3. Animals may be prepared (fitted) to the exhibitor's preference.
- 4. Class participation for 4-H & FFA showmanship determined by 4-H & FFA member's age as of **January 1st** of the current year.
- 5. Showmanship classes are judged based on the Danish System. Refer to Department 10 4-H & FFA Rules & Regulations for clarification.

Premiums for all showmanship classes are as follows.

Blue - \$8.00 Red - \$6.00 White - \$4.00

Champions & Reserve Champions of each class and also Grand & Reserve Grand showman will receive a Rosette.

Class

Class A

- 39. Showmanship
- 40. Champion Showman
- 41. Reserve Champion Showman

Class B

- 42. Showmanship
- 43. Champion Showman
- 44. Reserve Champion Showman

Class C

- 45. Showmanship
- 46. Champion Showman
- 47. Reserve Champion Showman

Class D

- 48. Showmanship
- 49. Champion Showman
- 50. Reserve Champion Showman

Class E

- 51. Showmanship
- 52. Champion Showman
- 53. Reserve Champion Showman

Class F

- 54. Showmanship
- 55. Champion Showman
- 56. Reserve Champion Showman

Class G

- 57. Showmanship
- 58. Champion Showman
- 59. Reserve Champion Showman

Class H

- 60. Showmanship
- 61. Champion Showman
- 62. Reserve Champion Showman

- | | | |
|-----|--------------------------------|---------------------|
| 63. | Grand Champion Showman | Small Banner |
| 64. | Reserve Grand Champion Showman | Small Banner |

GOOD HOUSEKEEPING AWARDS

1. 4-H & FFA Market Lamb exhibitors who maintain the most attractive and sanitary exhibits will be eligible for special day premiums. 4-H & FFA Market Lamb & Meat Goat Good Housekeeping will be judged by 4-H or FFA Member. Judging will take place after 11:00 AM on designated days.
2. **All 4-H & FFA market lamb exhibits will be scored on the following basis:**

Cleanliness of animals	15 points
Cleanliness of bedding	15 points
Entry cards and ribbons properly displayed	20 points
Keeping grain & all hay feed presentable	10 points
Keeping all equipment sanitary & neat	10 points
Keeping all aisles clean	15 points
Courtesy to people	<u>15 points</u>
TOTAL	100 points
3. Inspections to be made unannounced. Prizes will be awarded to 4-H or FFA members on a daily basis. 4-H & FFA market lamb exhibits will be judged on Tuesday, Thursday, and Friday.

Class

- | | | | | | | |
|-----|--------------|-----------|----------|----------|----------|----------|
| 53. | Daily prizes | 10 | 8 | 6 | 4 | 2 |
|-----|--------------|-----------|----------|----------|----------|----------|

Note: “4-H & FFA Sheep (Market Lamb) Good Housekeeping” prizes are sponsored by the “Wayne County 4-H & FFA Livestock Sale Committee”.

SECTION 5
4-H & FFA SWINE
MARKET HOGS

Superintendent: Russ LaBar
Assistant Superintendents: Tom Warnock, Jimmie Ann Fries
LeeAnna Zembrzycki, Nicole Daniels

1. *4-H & FFA Market Hog Tagging will **start on Sunday August 4th at 11:00PM and run until Monday, August 5, 2024 at 5:00am** along with final Market Hog weigh-in.*
*Preliminary 4-H & FFA Market Hog Registration will be conducted through 4-H & FFA Market Hog Entry forms along with one photo of each side of the 4-H/FFA member's hog, submitted to the Extension Office. *Photos MUST be labeled with 4-H or FFA Member's name, club, and farm identification ex: Hog's Farm Name, ear notch ID, or other form of individual Hog identification. ***NEW Hogs must be designated as either 4-H entries or FFA entries on the entry form. Exhibitors may not enter under both programs in one market species.*

ALL 4-H & FFA Market Hog entries are due to the Extension Office no later than May 15th.

2. Any exhibitor who is caught bringing animals for weigh-in and tagging that are different animals than those indicated on their entry form during preliminary registration will forfeit all premiums.
3. **Participation in showmanship class is mandatory for members who intend to participate in the 4-H & FFA Livestock Sale.**
4. **Up to two (2) market feeder pigs can be ear tagged.** Final selection will be made on between **Sunday, August 4th at 11:00PM through Monday, August 5, 2024 at 5:00AM.** Only two (2) 4-H or FFA market hogs can be entered, shown, and possibly sold through the 4-H & FFA Livestock Sale.
5. Any hog that loses/tears out an ear tag must be immediately reported to the Penn State Extension - Wayne County Office or the hog superintendent for a replacement.
6. All animals eligible are to be gilts and/or barrows to qualify as a market hog. **No cryptochid boar/bred gilts.**
7. All animals "sound" – free of any defects affecting meat quality to be evaluated by:
 1. Superintendent
 2. Veterinarian
 3. 4-H & FFA Livestock Committee
 4. Final Decision – Type Judge
8. Junior exhibitors are expected to care for, groom, and show their animals while at fairs or livestock shows. In the event that an exhibitor cannot be present to care for, groom, show, or sell their animal, they must get prior approval from the barn superintendent and an extension agent or agricultural teacher.

9. **Arrival Time and Weigh-in schedule – Sunday August 4th starting at 11:00PM through Monday, August 5, 2024 at 5:00AM. Trailers will be asked to line-up through the livestock parking-lot to be directed into the fairgrounds.** All hogs weighed once and only once at time of unloading. Hogs must be a minimum of **225** pounds or a maximum of **290** pounds. Pre-certified scale will be the official scale for official weigh-in.
10. The exhibitor will be expected to keep their swine and the pen they occupy in a clean and sanitary condition and to remove all their equipment as the superintendent may direct. Appointed leaders/supervisors will be checking on cleanliness of pig pens every day, if your pen receives a red tape marked on it for the day you have fallen out of compliance for cleanliness on that day. If you receive three red tape days, further discipline will be enforced that may affect a member's opportunity to participate in the roundup, show & sale, scholarships, and/or prizes. The 4-H or FFA member may also be ordered to remove their animals from the premises.
11. **IT IS THE OWNER'S RESPONSIBILITY TO FEED AND WATER THEIR HOGS!!!**
12. **All 4-H & FFA market hog pens need to be cleaned on Sunday, August 11th, even if your 4-H or FFA hog(s) is (are) still in the hog barn.**
13. Animals can be prepared (fitted) to the exhibitor's preference.
14. ****Be sure to use only grooming products that are approved for use on meat and dairy animals when fitting your animals for show. Unapproved products may contain ingredients that result in unacceptable residues in the meat or milk. If you are not certain that a product is residue safe and approved for use on meat or dairy animals, DO NOT USE IT!! **Important** If upon slaughter, treatment with drugs, biologics, or any chemical from fitting products, is the cause of condemnation of a carcass, the loss of the carcass and any other damages will be borne by the exhibitor.****
15. Continued exhibition of any swine showing active lice and/or mange will be at the discretion of the barn supervisor.

ALL CONDUCT REQUIREMENTS SET FORTH BY HOG SUPERINTENDENT, PENN STATE EXTENSION- WAYNE COUNTY, 4-H & FFA LIVESTOCK COMMITTEE, AND WAYNE COUNTY FAIR BOARD.

16. Please check "Health Rules" section of this premium book for all health rules and regulations.
17. Refer to Department 10 4-H & FFA Rules & Regulations for Homebred/Owner-Breeder Show Guidelines.
18. **Wooden canes will no longer be allowed in the show ring.**
19. 4-H clubs & FFA chapters will be expected to keep the wash rack area clean on a daily basis throughout fair week using a sign up system to be put in place by superintendents.

Premiums for the following classes are:

1st-\$12.00 2nd-\$10.00 3rd-\$9.00 4th-\$7.00 5th-\$6.00 6th-\$3.00

**Champions & Reserve Champions of each division and the Grand & Reserve
Grand Champions will receive a Rosette**

Class

- | | | |
|---------------------------------------|---------------------------------|---------------|
| 1. Division 1 Class A | 9. Division 2 Class A | |
| 2. Division 1 Class B | 10. Division 2 Class B | |
| 3. Division 1 Class C | 11. Division 2 Class C | |
| 4. Division 1 Class D | 12. Division 2 Class D | |
| 5. Division 1 Class E | 13. Division 2 Class E | |
| 6. Division 1 Class F | 14. Division 2 Class F | |
| 7. Champion Division 1 | 15. Champion Division 2 | |
| 8. Reserve Champion Division | 16. Reserve Champion Division | |
| | | |
| 17. Division 3 Class A | 25. Division 4 Class A | |
| 18. Division 3 Class B | 26. Division 4 Class B | |
| 19. Division 3 Class C | 27. Division 4 Class C | |
| 20. Division 3 Class D | 28. Division 4 Class D | |
| 21. Division 3 Class E | 29. Division 4 Class E | |
| 22. Division 3 Class F | 30. Division 4 Class F | |
| 23. Champion Division 3 | 31. Champion Division 4 | |
| 24. Reserve Champion Division 3 | 32. Reserve Champion Division 4 | |
| | | |
| 33. Division 5 Class A | 41. Division 6 Class A | |
| 34. Division 5 Class B | 42. Division 6 Class B | |
| 35. Division 5 Class C | 43. Division 6 Class C | |
| 36. Division 5 Class D | 44. Division 6 Class D | |
| 37. Division 5 Class E | 45. Division 6 Class E | |
| 38. Division 5 Class F | 46. Division 6 Class F | |
| 39. Champion Division 5 | 47. Champion Division 6 | |
| 40. Reserve Champion Division | 48. Reserve Champion Division | |
| | | |
| 49. Grand Champion Market Hog | | Banner |
| 50. Reserve Grand Champion Market Hog | | Banner |

4-H & FFA SWINE SHOWMANSHIP

- ALL 4-H & FFA members are encouraged to show an animal in the showmanship contest regardless of weight, provided it has been carried as a project and is owned by the exhibitor. **(Exceptions to this rule will be if we are under a swine quarantine, in which case only exhibitors that make weight with their hogs may show).**
- 4-H market hogs can be prepared (fitted) to the 4-H exhibitor's preference. 4-H hog exhibitors are expected to care for and groom their own hogs without adult/parent help.

3. 4-H members **WILL NOT** use wooden canes (show pig sticks, whips, or their equals are acceptable)
4. Judging of Hog Showmanship will occur in conjunction with the 4-H & FFA Market Hog type show. Showmanship premiums awarded to exhibitors during their respective type classes will serve as qualification for an age division showmanship class that will be conducted at the conclusion of the market type show.
 - a. The market classes will run the same as in the past, however there will be two judges in the show ring during each market class. Members will show their market hogs to the market judge during their classes, and the showmanship judge will be observing the skills they are using during the ring to judge their showmanship placings. Exhibitors will earn both their market class premium and their showmanship premium (blue, red, or white merit) for each hog exhibited. However, only one showmanship merit, of which is the higher of the two placed, will be awarded premium money. (Example: member earns a red and blue showmanship merit ribbon, but the member will only receive premium money for the blue showmanship merit ribbon).
 - b. There will be four age division showmanship classes (Beginner (Ages 8-10 white back cards), Junior (Ages 11-13 blue back cards) Intermediate (Ages 14-16 pink back cards), and Senior (Ages 17-18 green back cards)) held after the market classes are complete to determine the champion and reserve champion age division winners. Ages are determined by exhibitors age as of January 1st of the current year. Those 8 members will then qualify to compete for Grand & Reserve Grand Champion Showman.
 - c. In order to qualify for the age division showmanship class, exhibitors must have received a blue showmanship merit ribbon. However, receiving a blue merit ribbon does not automatically guarantee participation in their respective age division class. The judge will ultimately choose who will participate in these division classes by giving qualifying members **a qualifying card** to remind them to come back for those classes.
 - d. In the event that an exhibitor receives a blue merit ribbon for both hogs and both are picked for the championship drive/show, the member will have to determine which hog they would like to show to compete in their age division class.
 - e. 4-H Market Hogs exhibitors whose animal did not make weight but wish to show in showmanship competition will compete against each other in a class at the conclusion of the Market Hog Show to determine qualification for the final Showmanship drive/show. **NOTE: IF WE ARE UNDER A SWINE QUARANTINE THIS IS NOT AN OPTION FOR MEMBERS, HOWEVER ALTERNATIVES MAY BE PROVIDED. CHECK WITH BARN SUPERINTENDANTS OR EXTENSION STAFF FOR UPDATES.**

5. Showmanship classes are judged based on the Danish System. Refer to Department 10 4-H & FFA Rules & Regulations for clarification.
****NOTE****In event of an insufficient number of exhibitors to show in a "showmanship only" class, the superintendent reserves the right to place exhibitors in one of the type classes and inform the judge it is for showmanship only.

Premiums for all showmanship classes are as follows.

Blue - \$8.00 Red - \$6.00 White - \$4.00

Champions and Reserve Champions of each class and also Grand & Reserve Grand Champion showman will receive a rosette.

Class

- | | | | |
|-----|---------------------------------------|---------------------|--|
| 53. | Showmanship | | |
| 54. | Champion Beginner Showman | | |
| 55. | Reserve Champion Beginner Showman | | |
| 56. | Champion Junior Showman | | |
| 57. | Reserve Champion Junior Showman | | |
| 58. | Champion Intermediate Showman | | |
| 59. | Reserve Champion Intermediate Showman | | |
| 60. | Champion Senior Showman | | |
| 61. | Reserve Champion Senior Showman | | |
| 62. | Grand Champion Showman | Small Banner | |
| 63. | Reserve Grand Champion Showman | Small Banner | |

GOOD HOUSEKEEPING AWARDS

1. 4-H & FFA hog exhibitors who maintain the most attractive and sanitary exhibits will be eligible for special daily premiums. 4-H & FFA Hog Good Housekeeping will be judged by 4-H club or FFA chapter. Judging will take place after 11:00AM on designated days.
2. **All 4-H & FFA hog exhibits will be scored on the following basis:**

Cleanliness of animals	15 points
Cleanliness of bedding	15 points
Entry card and ribbons properly displayed	20 points
Keeping grain and feed dish presentable	10 points
Keeping all equipment neat and organized	10 points
Keeping all aisles clean	15 points
Decorations welcomes by club	<u>15 points</u>
TOTAL	100 points
3. Inspections to be made unannounced twice a day. Prizes will be awarded to a 4-H club or FFA chapter on a daily basis. 4-H & FFA market hog exhibits will be judged on Wednesday, Thursday, and Friday.

Class

- | | | | |
|-----|--------------|--|--|
| 64. | Daily Prizes | | \$30.00 (one prize to one club/chapter) |
|-----|--------------|--|--|

Note: "4-H & FFA Hog Good Housekeeping" prizes sponsored by the "Wayne County 4-H & FFA Livestock Sale Committee".

SECTION 6
4-H & FFA GOATS
Superintendent: Les Mang
Assistant Superintendent: Linda Marshall

1. All animals must have official ear tag or official legible breed registration tattoo.
2. **Participation in showmanship class is mandatory for members who intend to participate in the 4-H & FFA Livestock Sale.**
3. No goats showing clinical signs of contagious or infectious disease, including foot rot, sore mouth, caseous lymphadenitis, active ring worm, warts, lice, and mange, will be admitted to any show. All goats will be checked as they are unloaded and before they are placed in their pens. An accredited veterinarian shall sign the official statement of health issued by the Bureau of Animal Industry and must accompany all goats for show. The superintendent of the goat section or an accredited veterinarian, at his discretion, can physically palpate or hand goats entered for competition for any of the aforementioned contagious or infectious diseases or ailments of goats.
4. All animals “sound” – free of any defects affecting meat or dairy quality to be evaluated by:
 1. Superintendent
 2. Veterinarian
 3. 4-H & FFA Livestock Committee (if a market breed)
 4. Final Decision – Type Judge
5. All goats must bear an official USDA/Scrapie ear tag to be exhibited at the show. The only exceptions are those goats that have a registration tattoo and have been coded with a premise I.D. number.
6. Junior exhibitors are expected to care for, groom, and show their animals while at fairs or livestock shows. In the event that an exhibitor cannot be present to care for, groom, show, or sell their animal, they must get prior approval from the barn superintendent and an extension agent.
7. ****Be sure to use only grooming products that are approved for use on meat and dairy animals when fitting your animals for show. Unapproved products may contain ingredients that result in unacceptable residues in the meat or milk. If you are not certain that a product is residue safe and approved for use on meat or dairy animals, DO NOT USE IT!! **Important** If upon slaughter, treatment with drugs, biologics, or any chemical from fitting products, is the cause of condemnation of a carcass, the loss of the carcass and any other damages will be borne by the exhibitor.****
8. **Arrival time for all DAIRY GOATS is on Thursday, August 1, 2024 between 3:00PM and 7:00PM. Arrival time for all MEAT GOATS is Monday, August 5, 2024 between 3:00PM and 7:00PM.**
9. **Entry forms (dairy goats) must be submitted by July 1, 2024 to the Wayne County Extension Office 648 Park Street- Suite E, Honesdale PA 18431.**
10. NOTICE: Breed and tag number must be on all entry forms.
11. Hay nets and bags are prohibited in goat pens.

12. Please check “Health Rules” section of this premium book for all health rules and regulations.
13. Dairy Goats must be dehorned to exhibit.
14. Leased dairy animals may be exhibited at the Wayne County Fair. The purpose of the leasing program is to provide opportunities to young people who lack facilities or resources necessary to own an animal. Existence of a lease must be verified by Wayne County Extension Office and a copy of project plans on file by June 1, 2024.
15. Refer to Department 10 4-H & FFA Rules & Regulations for Homebred/Owner-Breeder Show Guidelines
16. The exhibitor will be expected to keep their goat and the pen they occupy in a clean and sanitary condition and to remove all their equipment as the superintendent may direct. Appointed leaders/supervisors will be checking on cleanliness of goat pens every day, if your pen receives a red tape marked on it for the day you have fallen out of compliance for cleanliness on that day. If you receive three red tape days, further discipline will be enforced that may affect a member’s opportunity to participate in the roundup, show & sale, scholarships, and/or prizes. The 4-H or FFA member may also be ordered to remove their animals from the premises.

4-H & FFA DAIRY GOATS

THE FOLLOWING CLASSES APPLY TO EACH OF THE FOLLOWING BREEDS. PLEASE DESIGNATE BREED IN THE APPROPRIATE SPACE ON THE ENTRY FORM.

- | | |
|---------------|--------------------|
| 1. Nubian | 6. Oberhasli |
| 2. Toggenburg | 7. Grades |
| 3. Lamancha | 8. Recorded Grades |
| 4. Alpine | 9. Nigerian Dwarf |
| 5. Saanen | |

Premiums for all Dairy goat classes are as follows.

1st - \$12.00 2nd - \$10.00 3rd - \$9.00 4th - \$7.00 5th - \$6.00

Class

1. Doe Kid – under 5 months – born after March 1, 2024.
2. Doe Kid – 5 months and under one year – born between August 1, 2023 & February 28, 2024.
3. Doe – one year and under two – NOT IN MILK – born between August 1, 2022 & July 31, 2023
4. Junior Champion Doe **Rosette**
5. Reserve Junior Champion Doe **Rosette**
6. Junior Get of Sire
7. Doe – one year and under two – IN MILK – born between August 1, 2022 & July 31, 2023
8. Doe – two years and under three – born between August 1, 2021 &

- July 31, 2022.
9. Doe – three years and under five – born between August 1, 2019 & July 31, 2021.
 10. Doe – five years and over – born on or before July 31, 2019
 11. Senior Champion Doe **Rosette**
 12. Reserve Senior Champion Doe **Rosette**
 13. Grand Champion Doe **Rosette**
 14. Reserve Grand Champion Doe **Rosette**
 15. Dam and Daughter **Rosette**
 16. Best Doe in Junior Show **Rosette**
 17. Owner/Breeder Award (highest placing Owner/breeder animal in show) **Rosette**

Notes

1. Dam and Daughter – any age, need not be owned by the same exhibitor. **No animal may appear in more than one pair within this class.**

GOOD HOUSEKEEPING AWARDS

1. 4-H & FFA Dairy Goat exhibitors who maintain the most attractive and sanitary exhibits will be eligible for special day premiums. 4-H & FFA Dairy Goat Good Housekeeping will be judged by individual exhibitor. Judging will take place after 11:00 AM on designated days.
2. **All 4-H & FFA Dairy Goat exhibits will be scored on the following basis:**

Cleanliness of animals	15 points
Cleanliness of bedding	15 points
Entry cards and ribbons properly displayed	20 points
Keeping grain & all hay feed presentable	10 points
Keeping all equipment sanitary & neat	10 points
Keeping all aisles clean	15 points
Courtesy to people	<u>15 points</u>
TOTAL	100 points
3. Inspections to be made unannounced. Prizes will be awarded to individuals on a daily basis. 4-H & FFA Dairy Goat exhibits will be judged on Friday, Saturday, & Sunday.

Class

- | | | | | | |
|------------------|----------|----------|----------|----------|----------|
| 18. Daily Prizes | 5 | 4 | 3 | 2 | 1 |
|------------------|----------|----------|----------|----------|----------|

4-H & FFA MEAT GOATS

1. 4-H & FFA Market Goat Tagging will occur on Monday, August 5, 2024 between 3:00PM and 7:00PM along with final Market Goat weigh-in. Preliminary 4-H & FFA Market Goat Registration will be conducted through 4-H & FFA Market Goat Entry Forms along with one photo of each side of the 4-H & FFA member's goat, submitted to the Wayne County Extension Office. *Photos MUST be labeled with 4-H members name, Club, and Scrapie tag numbers. **NEW***-One of the photos must include a clear image of the goat's scrapie tag.

ALL 4-H Market Goat entries are due to the Extension Office no later than May 15th.

2. Any exhibitor who is caught bringing animals for weigh-in and tagging on Monday, August 7th that are different animals than those indicated on their entry form during preliminary registration will forfeit all premiums.
3. A total of three (3) 4-H meat goats can be tagged, weighed, vet checked, etc. by the May 15th deadline of the current year. Final selection and entry will be made on Monday, August 5, 2024 between 3:00 PM and 7:00 PM. A maximum of two (2) 4-H meat goats can be brought to tagging, shown, and possibly sold through the 4-H & FFA Livestock Sale.
*****NEW Market goats must be designated as either 4-H entries or FFA entries on the entry form. Exhibitors may not enter under both programs in one market species.**
4. **Participation in showmanship class is mandatory for members who intend to participate in the 4-H & FFA Livestock Sale.**
5. All 4-H & FFA meat goats should be weighed on the same set of scales and only once under a qualified weigh master at the discretion of the fair.
6. Minimum weight is **55 pounds**, maximum weight is **120 pounds**.
7. Final class placement will be determined after weigh-in of 4-H & FFA meat goats on entry day, Monday, August 5, 2024.
8. 4-H & FFA meat goats shall be free of any infections and/or transmissible diseases. Any required testing must be completed, and a health certificate must be provided for each 4-H & FFA meat goat entered for competition.
NEW- A licensed veterinarian will be checking goats for sound health during the check-in process. Please follow guidance set by Barn Superintendents or your entries may be disqualified from showing.
9. Junior exhibitors are expected to care for, groom, and show their 4-H & FFA meat goats while at the fair or during the 4-H & FFA meat goat show. In the event that an exhibitor cannot be present to care for, groom, show, or sell their animals, they must get prior approval from the Extension Office or Agricultural Advisor.
10. All 4-H & FFA meat goat exhibitors will be expected to keep the space they occupy in a clean and sanitary condition and to remove all equipment promptly as the superintendent may direct.
11. All exhibitors participating in the Wayne County 4-H & FFA Livestock Sale are responsible to clean and pick up equipment from their project animals after the Livestock Sale. Check with barn superintendents for cleaning schedule **before** the sale.
12. All 4-H & FFA meat goats should be Boer, Boer X or any acceptable meat goat cross. Males must be castrated and 4-H & FFA meat goats should be de-horned for the safety of the 4-H exhibitor.
13. Refer to Department 10 4-H & FFA Rules & Regulations for Homebred/Owner-Breeder Show Guidelines.

Premiums for all 4-H & FFA market meat goat classes are as follows.

1st - \$12.00 2nd - \$10.00 3rd - \$9.00 4th - \$7.00 5th - \$6.00 6th - \$3.00
**Champions and Reserve Champions of each division and also Grand & Reserve
 Grand Champion will receive a Rosette.**

Class

- | | | |
|---|---------------------------------|----------------|
| 19. Division 1 Class A | 29. Division 2 Champion | |
| 20. Division 1 Class B | | |
| 21. Division 1 Class C | 30. Division 2 Reserve Champion | |
| 22. Division 1 Class D | 31. Division 3 Class A | |
| | 32. Division 3 Class B | |
| 23. Division 1 Champion | 33. Division 3 Class C | |
| | 34. Division 3 Class D | |
| 24. Division 1 Reserve Champion | 35. Division 3 Champion | |
| | 36. Division 3 Reserve Champion | |
| 25. Division 2 Class A | 37. Division 4 Class A | |
| 26. Division 2 Class B | 38. Division 4 Class B | |
| 27. Division 2 Class C | 39. Division 4 Class C | |
| | 40. Division 4 Class D | |
| 28. Division 2 Class D | 41. Division 4 Champion | |
| | 42. Division 4 Reserve Champion | |
| 43. Grand Champion 4-H Market Meat Goat | | Banner |
| 44. Reserve Grand Champion 4-H Market Meat Goat | | Banner |
| 45. Owner Breeder | | Rosette |
| 46. Reserve Owner Breeder | | Rosette |

4-H & FFA GOAT SHOWMANSHIP
Dairy Goat Showmanship & Market Goat Showmanship

1. ALL 4-H & FFA members are encouraged to show an animal in the showmanship contest regardless of weight provided the animal has been carried as a project and is owned by the exhibitor. **4-H & FFA members enrolled in the 4-H & FFA Meat Goat project may show either a wether or a doe in the 4-H & FFA Goat Showmanship competition.**
2. Participation in showmanship class is mandatory for members who intend to participate in the 4-H & FFA Livestock Sale.
3. Animals may be prepared (fitted) to the exhibitor's preference. **"Slick shearing" of 4-H & FFA Meat Goats, at least five days before the show is encouraged.** Hooves and feet should be trimmed and the 4-H & FFA goat should be clean and free of stains, etc.
4. Class participation for 4-H & FFA Showmanship determined by 4-H & FFA members age as of **January 1st** of the current year.
5. 4-H & FFA goats shown by using a collar or correctly fitted halter.
6. 4-H & FFA Members **may not** show in both the Dairy Goat & Meat Goat Showmanship shows. You must indicate on your dairy goat entry form which showmanship competition you choose to participate in.

7. Showmanship classes are judged based on the Danish System. Refer to Department 10 4-H & FFA Rules & Regulations for clarification.

Premiums for all showmanship classes are as follows.

Blue - \$8.00 Red - \$6.00 White - \$4.00

Champions & Reserve Champions of each class and also Grand & Reserve Grand Champion showman will receive a rosette.

Class

Class A		Class D	
47.	Showmanship	56.	Showmanship
48.	Champion Showman	57.	Champion Showman
49.	Reserve Champion Showman	58.	Reserve Champion Showman
Class B		Class E	
50.	Showmanship	59.	Showmanship
51.	Champion Showman	60.	Champion Showman
52.	Reserve Champion Showman	61.	Reserve Champion Showman
Class C		62. Grand Champion Showman	
53.	Showmanship	Small Banner	
54.	Champion Showman	63. Reserve Grand Champion Showman	
55.	Reserve Champion Showman	Small Banner	

GOOD HOUSEKEEPING AWARDS

1. 4-H & FFA Meat Goat exhibitors who maintain the most attractive and sanitary exhibits will be eligible for special day premiums. 4-H & FFA Meat Goat Good Housekeeping will be judged by exhibitor. Judging will take place after 11:00 AM on designated days.
2. **All 4-H & FFA meat goat exhibits will be scored on the following basis:**
- | | |
|--|-------------------|
| Cleanliness of animals | 15 points |
| Cleanliness of bedding | 15 points |
| Entry cards and ribbons properly displayed | 20 points |
| Keeping grain & all hay feed presentable | 10 points |
| Keeping all equipment sanitary & neat | 10 points |
| Keeping all aisles clean | 15 points |
| Courtesy to people | <u>15 points</u> |
| TOTAL | 100 points |
3. Inspections to be made unannounced. Prizes will be awarded to 4-H clubs/ FFA chapters on a daily basis. 4-H & FFA market goat exhibits will be judged on Tuesday, Thursday, and Friday.

Class

64.	Daily prizes	10	8	6	4	2
-----	--------------	-----------	----------	----------	----------	----------

Note: "4-H & FFA Goat (Meat Goat) Good Housekeeping" prizes are sponsored by the "Wayne County 4-H & FFA Livestock Sale Committee".

SECTION 8 4-H POULTRY

1. In order for a 4-H member to show live birds at the fair, they must be enrolled in either the Poultry Level 1, Level 2, or Level 3 project by the project selection deadline and must turn in a Poultry Member's Guide and Record Book for check-in before entry day at the fair and after fair to complete the project.
2. A 4-H round up for mature, dressed turkeys and meat birds is held each fall. Project members will be notified by the 4-H office. Members must enroll in either of these projects by **March 31** in order to participate.
3. Refer to the Health Rules and Regulations Section for Poultry Blood Testing Requirements to show live birds.

4-H Chickens & Poultry

Premiums for all 4-H Chickens & Poultry categories are as follows:

1st - \$4.00 2nd - \$3.50 3rd - \$3.00 4th - \$2.50 5th - \$2.00

Bantams

- | | |
|----------|--------------|
| 27. Cock | 29. Cockerel |
| 28. Hen | 30. Pullet |

BREEDS - All breeds and varieties of Bantams will be accepted if officially listed in the Bantam Standard and supplements. The following partial list is only representative of some of the breeds and varieties of Bantams.

- Antwerp Belgians – Quail, White, Black, Blue, Mottled, Cuckoo, Mille Fleur, Blue Porcelain, Booted White
- Cochins – Barred, Mottled
- Cornish – Blue Lace Red
- Frizzles – Clean Legged , Feather Legged
- Japanese – Black Tailed, White, Black, Gray (Birchen), Mottled
- Mille Fleur Booted – Non-Bearded, Bearded, Porcelain Non-Bearded, Porcelain Bearded
- Modern Game – Blue Breasted Red, Blue, Lemon Blue
- Polish – White Crested Blue
- Rose Comb – Black, White, Blue
- Sebrights – Golden, Silver
- Silkies – Non – Bearded, Bearded, White, Black
- Wyandotes – Buff Columbian

Chickens

31. Cock
32. Hen
33. Cockerel
34. Pullet

American Breeds and Varieties

- Buckeye
- Chanticleer – White Partridge
- Delawares
- Dominiques
- Hollands – Barred, White
- Javas – Black, Mottled
- Jersey Giants – Black, White
- Lamona
- New Hampshires
- Plymouth Rocks – Barred, White, Buff, Silver Penciled, Partridge, Columbian Blue
- Rhode Island Red – Single Comb, Rose Comb
- Rhode Island White – Rose Comb
- Wyandotes – Silver Laced, Golden Laced, White, Black, Buff, Partridge, Silver Penciled, Columbian

Asiatic Breeds & Varieties

- Brahmas – Light, Dark, Buff
- Cochins – Buff, Partridge, White, Black, Brown, Silver Laced (Golden Laced)
- Langshans – Black, White

Continental Breeds and Varieties

- Campines – Silver, Golden
- Lakenvelders

English Breeds and Varieties

- Australorps – Black
- Cornish – Dark, White, White Laced Red, Buff
- Dorkings – White, Silver Gray, Colored
- Orpingtons – Buff, Black, White, Blue
- Red Caps
- Sussex – Speckled, Red Light

French Breeds and Varieties

- Crevecoeurs – Black
- Faverolles – Salmon
- Houdans – Mottled, White
- La Fleche – Black

Game Breeds and Varieties

- Modern Games – Black-Breasted Red, Brown-Red, Golden Duckwing, Silver Duckwing, Birchen, Red Pyle, White, Black
- Old English Games – Black-Breasted Red, Brown-Red, Golden Duckwing, Silver Duckwing, Red Pyle, White, Black, Spangled, Wheaton, Lemon Blue, Blue-Breasted Red, Self Blue, Blue Golden Duckwing, Blue Silver Duckwing

Hamburg Breeds and Varieties

- Hamburgs – Golden Spangled, Silver Spangled, Golden Penciled, Silver Penciled, White, Black

Mediterranean Breeds and Varieties

- Anconas – Single Comb, Rose Comb
- Blue Andalusians
- Buttercups
- Catalanas – Buff
- Leghorns – Single-Comb Dark Brown, Single-Comb Light Brown, Rose-Comb Dark Brown, Rose-Comb Light Brown, Single-Comb White, Single-Comb Buff, Single-Comb Black, Single-Comb Silver, Single-Comb Red, Single-Comb Black Tailed Red, Single-Comb Columbian
- Minorcas – Single-Comb Black, Rose-Comb Black, Single-Comb White, Rose-Comb White, Single-Comb Buff
- Spanish – White Faced Black

Oriental Breeds and Varieties

- Cubalayas – Black-Breasted Red, White, Black
- Malays – Black-Breasted Red
- Phoenix – Silver
- Sumatras – Black

Polish Breeds and Varieties

- Polish – White-Crested Black, Non-Bearded Golden, Non-Bearded Silver, Non-Bearded White, Non-Bearded Buff-Laced, Bearded Golden, Bearded Silver, Bearded White, Bearded Buff-Laced, White Crested Blue

Ducks

- 35. Old Drake
- 36. Old Duck
- 37. Young Drake
- 38. Young Duck
 - Aylesburg
 - Buff
 - Call - Gray, White
 - Cayuga – Black
 - Crested – White
 - East India – Black
 - Khaki Campbell
 - Mallard
 - Muscovy – Colored, White, Blue
 - Pekin – White
 - Rouen
 - Runner
 - Swedish - Blue

Geese

- 39. Old Gander
- 40. Old Goose
- 41. Young Gander
- 42. Young Goose
 - African
 - Buff
 - Canada
 - Chinese – Brown, White
 - Egyptian
 - Embden
 - Pilgrim
 - Sebastopol
 - Toulouse

Guineas

- 43. Cock
- 44. Hen
- 45. Cockerel
- 46. Pullet
 - Bronze
 - Lavender
 - Pearl
 - Porcelain
 - White

Pea Fowl

- 47. Pair
 - Black Shouldered
 - White
 - Blue

Turkeys

- 48. Old Tom
- 49. Old Hen
- 50. Young Tom
- 51. Young Hen
 - Beltsville – White
 - Black
 - Bourbon Red
 - Bronze
 - Narragansett
 - Nebraskan
 - Royal Palm
 - Slate
 - White Holland
 - Wild

SECTION 9 4-H RABBITS & CAVY

1. Each exhibitor must sign a statement as to the rabbit being free from known health disorders.
2. No rabbit or cavy may compete in more than one class. **Each 4-H member will be limited to two (2) rabbit entries and two (2) cavy entries.** Both rabbits/cavy may be entered in the same class or two different classes.
3. **Members may only enter one (1) meat pen, and must be signed up for the 4-H Meat Rabbit project by March 31st to enter in this class.** A meat pen is considered to be one (1) rabbit entry.
 - Meat Pens shall consist of 3 rabbits under the age of 10 weeks old.
 - All three rabbits must be of the same breed/variety (color) and individually meet the weight requirements to be considered as an official meat rabbit pen: **Minimum- 3.5 lbs., Maximum-5.5 lbs.**
 - **Check in for Meat Pens will be on Thursday August 1st 2024 from NOON to 1PM. Pens that do not make the weight requirement will be asked to leave.**
4. **4-H rabbit entries are due to the Extension Office by July 1, 2024**
5. Health requirements: All stock will be checked for eye and nasal discharge upon entry to the show room. Any animal showing signs of the same will be refused. In addition, judges will eliminate any stock found to be diseased while judging. These animals will also be asked to leave.
6. Rabbits/Cavy will be fed, watered, and observed by competent employees who will be on duty twenty-four hours a day.
 - a. 4-H exhibitors will be expected to work with the barn superintendent to sign up to **clean their** rabbit/cavy pen or others in the barn before 11:00am each day. Exhibitors are also requested to communicate with the barn superintendents if there are any scheduling conflicts to make alternative plans.
7. Be sure to enter your rabbits and/or cavy in the correct class.
8. All rabbits must have a tattoo number. *Tattooing may be done on the day of check-in*
9. All cavy must have an ear tag. *Ear tags will be provided the day of check-in*
10. Rabbits must be owned by 4-H members by **June 1st** of the current year.
11. Exhibitors must have all entries for competition on the grounds **between 12:00noon and 7:00 PM, Thursday, August 1, 2024 with the exception of 4-H meat rabbit pens that must be at the fairground between 12 noon and 1:00PM, Thursday August 1, 2024.** Entries may be picked up on **Saturday, August 10, 2024 from 10:00 PM to 1:00 PM or on Sunday, August 11, 2024 7:00 AM until noon.** Judging will be on **Saturday, August 3, 2024 starting at 8:00 AM.**
12. All entries shall remain on the premises until **10:00 PM-10:30PM, Saturday, August 10, 2024,** unless released by the Superintendent or the official Judge at which time the entries must be removed from the fairgrounds as soon as possible.

13. **4-H members must be present during the judging of their rabbit(s)/cavy(s) , which begins at 10:00AM on Saturday, August 3, 2024. If members are not able to be present they must get permission from the barn superintendent and extension agent to have another member who is the same age or younger exhibit their project.**
14. ****Be sure to use only grooming products that are approved for use on meat animals when fitting your animals for show. Unapproved products may contain ingredients that result in unacceptable residues in the meat or milk. If you are not certain that a product is residue safe and approved for use on meat animals, DO NOT USE IT!! **Important** If upon slaughter, treatment with drugs, biologics, or any chemical from fitting products, is the cause of condemnation of a carcass, the loss of the carcass and any other damages will be borne by the exhibitor.****
15. **All Rabbits and Cavy will be evaluated by a licensed ARBA Judge, in accordance to the latest rules of the American Rabbit Breeders Association. The latest rules of the American Rabbit Breeders Association will govern. For your breeds standard go to ARBA.net, all breeds are listed there.**
16. Breeds that are not designated with a class fall under the classification of “All Other Breeds” or AOB. The barn superintendent may choose to create a separate breed designation out of AOB entries if enough of one breed is entered for the current show.

Please see the link below for more great information on Meat Breeds and Pens...

http://www.olrcb.net/pdfs/Articles/Meat_Pens.pdf

4-H Rabbit Classes

Premiums for all 4-H Rabbit/Cavy classes are as follows.

1st - \$4.00 2nd - \$3.50 3rd - \$3.00 4th - \$2.50 5th - \$2.00

Class

- | | | |
|----|--|--------------------------|
| 1. | Senior Doe – over 6 months of age (rabbit) | |
| 2. | Senior Buck – over 6 months of age (rabbit) | |
| 3. | Junior Doe – under 6 months of age (rabbit) | |
| 4. | Junior Buck – under 6 months of age(rabbit) | |
| 5. | Any Other- any age/sex rabbit not used for production/breeding purposes. | |
| 6. | Meat Pen- 3 meat rabbits | |
| 7. | Champion Rabbit | Ribbon or Rosette |
| 8. | Reserve Champion Rabbit | Ribbon or Rosette |

Rabbit Breeds

Please designate a BREED # in the appropriate space on entry form, rabbits must be listed under one of the breeds specified below in order to show:

- | | |
|----------------------------|-----------------------------|
| 1. American | 26. Hotot – Dwarf |
| 2. Angora – English | 27. Jersey Wooly |
| 3. Angora – French | 28. Lilac |
| 4. Angora – Giant | 29. Lionhead |
| 5. Angora – Satin | 30. Lop – American Fuzzy |
| 6. Argent Brun | 31. Lop – English |
| 7. Belgian Hare | 32. Lop – French |
| 8. Beveren | 33. Lop – Holland |
| 9. Britannia Petite | 34. Lop – Mini |
| 10. Californian * | 35. Mini Rex |
| 11. Champagne D'Argent | 36. Netherland Dwarf |
| 12. Checkered Giant | 37. New Zealand * |
| 13. Chinchilla – American | 38. Palomino * |
| 14. Chinchilla – Giant | 39. Polish |
| 15. Chinchilla – Standard | 40. Rex |
| 16. Cinnamon | 41. Rhinelander |
| 17. Crème D'Argent | 42. Sable |
| 18. Dutch | 43. Satin * |
| 19. English Spot | 44. Satin- Mini |
| 20. Flemish Giant | 45. Silver |
| 21. Florida White | 46. Silver Fox * |
| 22. Harlequin | 47. Silver Marten |
| 23. Havana | 48. Tan |
| 24. Himalayan | 49. Mixed/ All Other Breeds |
| 25. Hotot – Blanc de Hotot | |

*Meat Breeds

RABBIT SHOWMANSHIP

1. 4-H members must show in the showmanship contest to have their rabbit project complete. Only exceptions will be made with a medical excuse. If exhibitor does not show in the showmanship contest, they will not be allowed to show in the type show. The 4-H exhibitor must own their animal and be enrolled in either the breeding rabbit or market meat rabbit project.
2. The showmanship classes will be divided up equally between the numbers of exhibitors at the discretion of the superintendent. Classes will be broken up by exhibitor age as of January 1st of the current year.
3. During showmanship the 4-H member should wear a long sleeve shirt or show coat, such as a white lab coat. Long pants or skirt, and shoes with closed toes should be worn. Jewelry that dangles and gets in the way should not be worn. Long hair should be tied back in such a way that it does not interfere with presentation of the rabbit.

5. Showmanship classes are judged based on the Danish System. Refer to Department 10 4-H & FFA Rules & Regulations for clarification.

Premiums for all showmanship classes are:

Blue - \$8.00 Red - \$6.00 White - \$4.00

Champion and Reserve Champion of each division and also of the entire Rabbit Showmanship Show will receive a rosette.

- | | | |
|---------------------------------------|--|---|
| Class | | 14. Reserve Champion Intermediate Showman |
| 9. Rabbit Showmanship – Junior | | 15. Rabbit Showmanship – Senior |
| 10. Champion Junior Showman | | 16. Champion Senior Showman |
| 11. Reserve Champion Junior Showman | | 17. Reserve Champion Senior Showman |
| 12. Rabbit Showmanship – Intermediate | | 18. Grand Champion Showman |
| 13. Champion Intermediate Showman | | 19. Reserve Grand Champion Showman |

4-H Cavy Classes

Premiums for all 4-H Cavy classes are as follows.

1st - \$4.00 2nd - \$3.50 3rd - \$3.00 4th - \$2.50 5th - \$2.00

Class

- | | |
|---|--------------------------|
| 9. Senior Sow- over 6 months of age (cavy) | |
| 10. Senior Boar- over 6 months of age (cavy) | |
| 11. Junior Sow- under 6 months of age (cavy) | |
| 12. Junior Boar- under 6 months of age (cavy) | |
| 13. Champion Cavy | Ribbon or Rosette |
| 14. Reserve Champion Cavy | Ribbon or Rosette |

Cavy Breeds

Please designate a BREED # in the appropriate space on entry form, cavy must be listed under one of the breeds specified below in order to show:

- | | |
|--------------------|-----------------------------|
| 50. Abyssian | 58. Silkie Satin |
| 51. Abyssian Satin | 59. Teddy |
| 52. American | 60. Teddy Satin |
| 53. American Satin | 61. Texel |
| 54. Coronet | 62. White Crested |
| 55. Peruvian | 63. Mixed/ All Other Breeds |
| 56. Peruvian Satin | |
| 57. Silkie | |

SECTION 10 4-H ANIMAL SCIENCE

1. Section 10 – Animal-less projects are additional educational display projects members age 8-18 can take if they have an interest in a specific animal project
2. These projects can also be used by a member who is unable to, for any circumstance, exhibit their live 4-H animal project. These members in need of switching from a live animal to the equivalent Animal-less project should notify the Extension Office as soon as the need arises.
3. All entries for these classes should be made on the Non-Animal Red Metal Building entry form and submitted by July 1st of the current year.
4. See “Department 10 – General Rules and Regulations” to see how displays will be judged.
5. A member should choose an educational display under their appropriate age category.

Premiums for the following classes are:

1st - \$3.00 2nd - \$2.50 3rd - \$2.00 4th - \$1.50 5th - \$1.00

HORSELESS 4-H PROJECTS

Level 1 – (Ages 8-10)

1. Educational display showing at least 15 parts of a horse.
2. Educational display showing horse coat colors & patterns.
3. Educational display showing at least five common horse breeds.

Level 2 – (Ages 11-12)

4. Educational display showing at least 26 skeletal parts of a horse
5. Educational display about grooming a horse.
6. Educational display showing at least 6 horse conformation faults.

Level 3 – (Ages 13-14)

7. Educational display about a horse disease or parasite life cycle
8. Educational display about a horse’s digestive system and demonstrating different causes of colic.
9. Educational display about a good barn and pasture set-up

Level 4 – (Ages 15-16)

10. Educational display comparing three (3) Western or English saddle styles
11. Educational display comparing three (3) Western or English bit styles and their uses.
12. Educational display about a specific riding discipline of your choice.

Level 5 – (Ages 17-18)

13. Educational display about the general riding outfit/attire of a discipline of your choice.
14. Educational display showing a horsemanship pattern and what a judge might be looking for at each step.

15. Educational display about general equine ethics or good character and sportsmanship in relationship to horses.
16. Self Determined – Other (requires prior approval from the Extension Office)

DAIRY-LESS 4-H PROJECTS

Level 1 – (Ages 8-10)

17. Educational display on 5 different breeds of dairy cattle
18. Educational display on 10 different parts of a dairy cow
19. Educational display on 6 pieces of equipment used and what each does when used on a dairy animal
20. Educational display on 5 symptoms that may indicate your animal is sick

Level 2 – (Ages 11-14)

21. Educational display on 3 different internal and external parasites that may affect a dairy animal
22. Educational display on 10 different dairy products
23. Educational display on why structural soundness is critical in dairy animals; list 5 common structural defects in dairy cattle
24. Educational display on the different grades of milk, and why there are different grades of milk

Level 3 – (Ages 15-18)

25. Educational display on a value-added milk product (how it is made, why it is value-added, etc)
26. Educational display on bovine respiratory diseases
27. Educational display on a properly balanced dairy ration or TMR
28. Educational display on how to safely handle dairy animals, including flight zone, sight distance, and other relevant topics around safety with animals.

BEEF-LESS 4-H PROJECTS

Level 1 – (Ages 8-10)

29. Educational display on 5 different breeds of cattle
30. Educational display on 10 different parts of a bovine
31. Educational display on 6 pieces of equipment used and what each does when used on a beef animal
32. Educational display on 5 symptoms that may indicate your animal is sick

Level 2 – (Ages 11-14)

33. Educational display on 3 different internal and external parasites that may affect a beef animal
34. Educational display on 10 different by-products made from cattle
35. Educational display on why structural soundness is critical in breeding animals; list 5 common structural defects
36. Educational display on the different cuts of beef

Level 3 – (Ages 15-18)

37. Educational display on 5 forms of temporary or permanent identification
38. Educational display on bovine respiratory diseases
39. Educational display on a properly balanced ration or TMR
40. Educational display on how to safely handle cattle, including flight zone, sight distance, and other relevant topics around safety with animals.

SHEEP-LESS 4-H PROJECTS

Level 1 - (Ages 8-10)

41. Educational display on 5 different breeds of sheep
42. Educational display on 10 different parts of a sheep
43. Educational display on 6 pieces of equipment used and what each does when used on a sheep
44. Educational display on 5 symptoms that may indicate your animal is sick

Level 2 – (Ages 11-14)

45. Educational display on 3 different internal and external parasites that may affect a sheep
46. Educational display on 10 different lamb by-products
47. Educational display on why structural soundness is critical in breeding stock; list 5 common structural defects in sheep
48. Educational display on the different cuts of lamb

Level 3 – (Ages 15-18)

49. Educational display on different methods of castration/tail docking
50. Educational display on 4 common diseases that affect sheep
51. Educational display on a properly balanced sheep ration
52. Educational display on how to safely handle sheep, including flight zone, sight distance, and other relevant topics around safety with animals.

SWINE-LESS 4-H PROJECTS

Level 1 – (Ages 8-10)

53. Educational display on 5 different breeds of hog
54. Educational display on 10 different parts of a hog
55. Educational display on 6 pieces of equipment used and what each does when used on a market hog
56. Educational display on 5 symptoms that may indicate your animal is sick

Level 2 – (Ages 11-14)

57. Educational display on 3 different internal and external parasites that may affect a market hog
58. Educational display on 10 different byproducts that come from market hogs
59. Educational display on the monogastric digestive system
60. Educational display on different cuts of pork

Level 3 – (Ages 15-18)

61. Educational display on African Swine Fever and why biosecurity is important
62. Educational display on 4 common swine diseases
63. Educational display on a properly balanced swine ration
64. Educational display on how to safely move and handle swine

MEAT GOAT-LESS 4-H PROJECTS

Level 1 – (Ages 8-10)

65. Educational display on 5 different breeds of meat goat
66. Educational display on 10 different parts of a meat goat
67. Educational display on 6 pieces of equipment used and what each does when used on a meat goat

68. Educational display on 5 symptoms that may indicate your animal is sick
Level 2 – (Ages 11-14)

69. Educational display on 3 different internal and external parasites that may affect a meat goat

70. Educational display on the ruminant digestive system

71. Educational display on different methods of medication administration

72. Educational display on the different cuts of goat meat

Level 3 – (Ages 15-18)

73. Educational display on proper hoof trimming techniques

74. Educational display on 4 types of common goat diseases

75. Educational display on a properly balanced diet for a growing meat goat

76. Educational display on 5 different types of temporary and permanent identification

DAIRY GOAT-LESS 4-H PROJECTS

Level 1 – (Ages 8-10)

77. Educational display on 5 different breeds of dairy goats

78. Educational display on 10 different parts of a dairy goat

79. Educational display on 6 pieces of equipment used and what each does when used on a dairy animal

80. Educational display on 5 symptoms that may indicate your animal is sick

Level 2 – (Ages 11-14)

81. Educational display on 3 different internal and external parasites that may affect a dairy goat

82. Educational display on 10 different dairy products

83. Educational display on why structural soundness is critical in dairy animals; list 5 common structural defects in dairy goats

84. Educational display on the different grades of milk, and why there are different grades of milk

Level 3 – (Ages 15-18)

85. Educational display on a value-added milk product (how it is made, why it is value-added, etc)

86. Educational display on 5 different diseases that commonly affect dairy goats

87. Educational display on a properly balanced lactating dairy goat ration

88. Educational display on how to safely handle dairy animals, including flight zone, sight distance, and other relevant topics around safety with animals.

POULTRYLESS 4-H PROJECTS

A. Members that do not wish to show live birds must be enrolled in either the Poultry Level 1, Level 2, or Level 3 project by **March 31st**. Members are also required to enter in at least **one** class under the “project requirement” section below. If members have live birds at home they must turn in a Poultry Member’s Guide and Record Book for check-in and after fair to complete the project. If a member **DOES NOT** have live poultry at home, they must turn in an animal-less project sheet for check-in and to complete the project.

B. ****NOTE! 4-H members must enter and exhibit an educational display in the corresponding project area in order to exhibit in the actual**

supplemental exhibit entry classes. See individual project categories for further project area specifics.

- C. 4-H Member must choose at least one of the **“Project Requirement”** classes in order to enter/exhibit in the listed **Supplemental Exhibit** classes the exception to this rule is those members who exhibit live birds, may also choose to enter in an egg exhibit.

Premiums for the following classes are as follows.

1st - \$3.00 2nd - \$2.50 3rd - \$2.00 4th - \$1.50 5th - \$1.00

Project Requirement

Level 1- Scratching the Surface – (A0930A) – Age 8-11

- 89. Educational display from the Selecting and Judging Poultry chapter
- 90. Educational display from the Investigating Poultry Products chapter
- 91. Educational display from the Raising Poultry chapter
- 92. Educational display from the Showing Poultry chapter

Level 2 – Testing your Wings – (A0931A) – Age 12-14

- 93. Educational display from the Raising Poultry chapter
- 94. Educational display from the Selecting and Judging Poultry chapter
- 95. Educational display from the Investigating Poultry Products and Careers chapter
- 96. Educational display from the Keeping Poultry Healthy chapter

Level 3 – Flocking Together – (A0932A) – Age 15-18

- 97. Educational display from the Judging Poultry chapter
- 98. Educational display from the Raising Poultry chapter
- 99. Educational display from the Investigating Poultry Products chapter
- 100. Educational display from the Issues and Careers chapter

Supplemental Exhibits

EGGS

- 101. One Dozen Brown Eggs – Extra Large
- 102. One Dozen Brown Eggs – Large
- 103. One Dozen Brown Eggs – Medium
- 104. One Dozen White Eggs – Extra Large
- 105. One Dozen White Eggs – Large
- 106. One Dozen White Eggs – Medium

Eggless – Instead of exhibiting actual eggs:

To be used in the instance of a Poultry Ban. Poultry Ban includes: No birds, eggs, feathers, poultry products, etc. are allowed at any county or state fair in regulation to PDA. Use the following in the occurrence of a Poultry Ban:

Educational exhibit displaying photos of your best dozen to show why some eggs are better than others, the importance of uniformity, cleanliness, soundness, etc. This educational exhibit should be used for each of the following Eggless classes.

- 107. Eggless: One Dozen Brown Eggs – Extra Large

- 108. Eggless: One Dozen Brown Eggs – Large
- 109. Eggless: One Dozen Brown Eggs – Medium
- 110. Eggless: One Dozen White Eggs – Extra Large
- 111. Eggless: One Dozen White Eggs – Large
- 112. Eggless: One Dozen White Eggs – Medium

RABBIT-LESS 4-H PROJECTS

*Members (age 8-18 as of **January 1st** of the current year) and enrolled in a rabbit project by **March 31** of the current year, but who are not exhibiting a live rabbit may be eligible to exhibit in one of the following classes. Members must also turn in a Companion Animal Record book at the end of the year to complete the project.*

Level 1– (Ages 8-9)

- 113. Educational display on the history of your favorite breed
- 114. Educational display of the pen you keep (or would keep) your project animal in, include where the animal gets water and feed.
- 115. Educational display on three parasites that affect rabbits (internal or external)

Level 2 – (Ages 10-12)

- 116. Educational display on five different breeds. Include breed origin, size, color, personality traits, and any other important information.
- 117. Educational display on the normal temperature, heart rate, and respiration rate of your project.
- 118. Educational display on 10 external parts of a rabbit

Level 3 – (Ages 13-15)

- 119. Educational display on a rabbit disease. Include symptoms, preventative measures, and treatment options.
- 120. Educational display about commercial rabbit food. Include a feed tag, and the different classes of nutrients a rabbit requires
- 121. Educational display on a dominant gene is verses a recessive gene. Include pictures and examples.

Level 4 – (Ages 16-18)

- 122. Educational display on genetic abnormalities in rabbits
- 123. Educational display on the rabbit digestive system
- 124. Educational display of a first aid kit for your rabbits. Include a reason why each item is included in the kit.

4-H VETERINARY SCIENCE

Level 1 - From Airedales to Zebras – (A0111A)

- 125. Educational exhibit illustrating 5 animal breeds of a species of your choice
- 126. Educational exhibit illustrating the relationship between organs and systems.
- 127. Educational exhibit illustrating 5 pet safety hazards
- 128. Educational exhibit comparing 5 different types of feed.

Level 2 - All Systems Go – (A0112A)

- 129. Educational exhibit illustrating 5 days of your pets Health Observation Record.

- 130. Educational exhibit illustrating bio security and how a disease might be transmitted and prevented
- 131. Educational exhibit illustrating quality assurance practices that ensure quality products for consumers
- 132. Educational display of things you saw and learned from the Veterinarian you shadowed.

Level 3 - The Cutting Edge – (A0113A)

- 133. Educational exhibit display from the Normal Animal chapter
- 134. Educational exhibit display from the Diseases, Pests, and Problems chapter
- 135. Educational exhibit display from the Investigating Careers chapter

CATS

Level 1 - Purr-fect Pals – (A1250A)

- 136. Educational exhibit display from Chapter 1: Identification Selection
- 137. Educational exhibit display from Chapter 2: Training and Showing
- 138. Educational exhibit display from Chapter 3: Safety and Management
- 139. Educational exhibit display from Chapter 4: Health

Level 2 - Climbing Up – (A1260A)

- 140. Educational exhibit display from Chapter 1: Identification and Characteristics
- 141. Educational exhibit display from Chapter 2: Training and Showing
- 142. Educational exhibit display from Chapter 3: Health and Nutrition
- 143. Educational exhibit display from Chapter 4: Responsible Cat Ownership

Level 3 - Leaping Forward – (A1270A)

- 144. Educational exhibit display from Chapter 1: Health and Reproduction
- 145. Educational exhibit display from Chapter 2: Behavior and Showing
- 146. Educational exhibit display from Chapter 3: Social Issues
- 147. Educational exhibit display from Chapter 4: Business and Leadership

DOGS

Level 1 - Wiggles and Wags – (A9940)

- 148. Educational exhibit display from Chapter 1: Selection and Care
- 149. Educational exhibit display from Chapter 2: Health and Nutrition
- 150. Educational exhibit display from Chapter 3: Behavior and Training
- 151. Educational exhibit display from Chapter 4: Fitting and Showing

Level 2 - Canine Connection – (A9941)

- 152. Educational exhibit display from Chapter 1: Selection and Care
- 153. Educational exhibit display from Chapter 2: Health and Nutrition
- 154. Educational exhibit display from Chapter 3: Behavior and Training
- 155. Educational exhibit display from Chapter 4: Fitting and Showing

Level 3 - Leading the Pack – (A9942)

- 156. Educational exhibit display from Chapter 1: Training and Showing
- 157. Educational exhibit display from Chapter 2: Nutrition and Healthcare
- 158. Educational exhibit display from Chapter 3: Career and Service
- 159. Educational exhibit display from Chapter 4: Behavior and Management

PETS

Level 1 - Pet Pals - (A1211A)

- 160. Educational display about a pet of your choice (not dog or cat), what it eats, where it lives, and the care it needs
- 161. Educational display showing at least 10 parts of your pet species body
- 162. Educational display showing from where your pet species originated

Level 2 - Scurrying Ahead - (A1212A)

- 163. Educational display showing the results of your Pet Shopping List.
- 164. Educational display using the Pet Food Facts on your pet food label.
- 165. Educational display of your pet's skeletal system (labeled)

Level 3 - Scaling the Heights - (A1213A)

- 166. Educational display showing the different genetic combinations using a genetic chart.
- 167. Educational display about a career or occupation pertaining to your pet's species showing what it would take to prepare for that career
- 168. Educational display showing the seven levels of taxonomy for your pet.

Best in Show - Animal Science Educational Display Jr.

Ribbon or Rosette

Best in Show - Animal Science Educational Display Sr.

Ribbon or Rosette

SECTION 13 4-H PLANT SCIENCE

1. All items should be “market ready” unless otherwise noted. In selecting vegetables for exhibition, choose such specimens that would bring the highest market price. Do not select the largest; select medium specimens. Do not mix varieties.
2. Carefully follow all rules and regulations. If an entry calls for five specimens, be sure to exhibit that number. Your exhibits may be disqualified or placed at the judge’s discretion if the correct number of specimens is not entered.
3. “Topped” means having the tops trimmed to 2 inches from the vegetable.
4. Onions need to be skinned of the 1st layer of skin **only** (outer brown layer). Also, be sure to trim the root hairs back to ½ inch long. Harvest onions 2-3 weeks before exhibiting.
5. Wrap vegetables in paper towels to protect them during transport.
6. Do not wash potatoes; let dry and gently brush off the soil.
7. For any exhibit displayed with water, please supply a suitable non-returnable container that is unlikely to tip over. Mayonnaise or similar jars are fine. Sunflowers and other similar plant-life should be displayed on a plate rather than in a vase, glass jar, etc.
8. Only one entry per class is permitted per exhibitor and all entries should be grown by the exhibitor.
9. Food items may be discarded at management discretion should excessive spoilage occur.
10. The uniformity of height, color, or size is an important factor in evaluating entries.
11. Flowers in each entry must be **ONE COLOR AND VARIETY** unless otherwise stated.
12. Leaves on flowering stems may either be removed or left on.
13. The “any other annual” and “any other perennial” classes should represent annuals & perennials not offered in the list identified in this premium book.
14. Entries miscategorized may be disqualified at the discretion of the judge.
15. Any exhibits remaining after the exhibit pick-up deadline may be discarded at the management’s discretion.

4-H Members must be enrolled (zSuite), enter and exhibit at least one Educational Display/Project Requirement class in order to enter/exhibit in the listed Supplemental Exhibit classes for that or other listed classes.

4-H Plant Science Project Codes

Herb Gardening – 4H1516

Gardening A – 4H1037

Gardening B – 4H1038

Gardening C – 4H1039

Gardening D – 4H1040

Indoor Gardening (Houseplants) – B0920A

Landscape Gardening – B0800A
Strawberries & Brambles – B0420A

Premiums for the following classes are:

1st - \$3.00 2nd - \$2.50 3rd - \$2.00 4th - \$1.50 5th - \$1.00

HERBS – Member must be enrolled in the Herb Gardening 4-H Project (4H1516), must exhibit in class 1 and/or 2 to be eligible to enter in classes 3-14.

Herb Gardening - Project Requirement (4H1516)

1. Educational display from the Growing Herbs section of the Herb Gardening Project Book.
2. Educational display from the Herb Uses & Activities section of the Herb Gardening Project Book.

Premiums for all classes in this section (except where otherwise noted) are:

1st - \$3.50 2nd - \$3.00 3rd - \$2.50 4th - \$2.00 5th - \$1.50

Herb Gardening - Supplemental Exhibits

3. Basil (3 stems in water)
4. Cilantro (3 stems in water)
5. Chives (3 stems in water)
6. Dill (3 stems with head in water)
7. Fennel (1 plant in soil)
8. Mint (3 stems in water)
9. Oregano (1 bunch w/ 3 stems in water)
10. Parsley (1 plant in soil)
11. Rosemary (1 plant in soil)
12. Sage (3 stems in water)
13. Thyme (1 plant in soil)
14. A pot (10" maximum) of any herb you grew – please identify

VEGETABLES – must be enrolled in at least one of the following listed 4-H projects (4H1037, 4H1038, 4H1039, 4H1040 and exhibit in that Project Requirement class 15-28, 41-58 in order to enter/exhibit in Supplemental Vegetable classes 59-125.

Premiums for the following classes are:

1st- \$3.00 2nd - \$2.50 3rd - \$2.00 4th - \$1.50 5th - \$1.00

PLANT SCIENCE - Project Requirement

Plant Science Level 1

Gardening A – See Them Sprout (4H1037)

Year 1:

15. Educational exhibit of your Garden Plan
16. Educational exhibit of Planting
17. Educational exhibit of Plant Care
18. Educational exhibit of Harvesting

Year 2:

19. Educational exhibit of your Revised Garden Plan
20. Educational exhibit of Grouping Benefits
21. Educational exhibit of Plant Parts
22. Educational exhibit of Vegetable Storage

Plant Science Level 2

Gardening B – Let’s Get Growing – (4H1038)

Year 1:

23. Educational exhibit on Starting Seeds
24. Educational exhibit on Transplanting
25. Educational exhibit on Vegetative Propagation

Year 2:

26. Educational exhibit on Fertilizer/Compost
27. Educational exhibit on Harvest Storage
28. Educational exhibit on Marketing Produce

Indoor Gardening – B0920A - *must be enrolled in the Indoor Gardening (B0920A) project and exhibit in Project Requirement class 29-34, in order to enter/exhibit in the Supplemental Indoor Gardening classes 126-139*

29. Educational exhibit display from an activity in Lesson 1: Flowering & Foliage Plants
30. Educational exhibit display from an activity in Lesson 2: Starting a Houseplant Collection
31. Educational exhibit display from an activity in Lesson 3: What Plants Need to Grow – Light & Temperature
32. Educational exhibit display from an activity in Lesson 4: What Plants Need to Grow – Water & Humidity
33. Educational exhibit display from an activity in Lesson 5: What Plants Need to Grow – Potting Mixes, Containers + Nutrients
34. Educational exhibit display from an activity in Lesson 6: Troubleshooting Plant Problems

Landscape Gardening – B0800A - *must be enrolled in the Landscape Gardening (B0900A) project and exhibit in Project Requirement class 35-40, in order to enter/exhibit in the Supplemental Landscape Gardening class 140.*

35. Educational exhibit display from an activity in Lesson 1: Introduction to Landscape Gardening
36. Educational exhibit display from an activity in Lesson 2: Designing your Landscape
37. Educational exhibit display from an activity in Lesson 3: Light & Temperature
38. Educational exhibit display from an activity in Lesson 4: Water for Landscape Gardening
39. Educational exhibit display from an activity in Lesson 5: Soil and Nutrients
40. Educational exhibit display from an activity in Lesson 6: Planting and Care of the Landscape

Plant Science Level 3

Gardening C – Take Your Pick – (4H1039)

Year 1:

41. Educational exhibit on Soil Nutrients
42. Educational exhibit on Succession Planting
43. Educational exhibit on Planting Herbs

Year 2:

44. Educational exhibit on Soil pH
45. Educational exhibit on Photosynthesis
46. Educational exhibit on Garden Pests

Year 3:

47. Educational exhibit on Garden Records
48. Educational exhibit on Preservation
49. Educational exhibit on Horticulture Careers

Gardening D – Growing Profits – (4H1040)

Year 1:

50. Educational exhibit on Intensive Gardening
51. Educational exhibit on Intercropping
52. Educational exhibit on Online Gardening

Year 2:

53. Educational exhibit on Pollution and Plants
54. Educational exhibit on Hydroponics
55. Educational exhibit on Plant Diseases

Year 3:

56. Educational exhibit on Financial Records
57. Educational exhibit on Harvest Preservation
58. Educational exhibit on Plant Science Careers

Premiums for all classes in this section (except where otherwise noted) are:

1st - \$3.50 2nd - \$3.00 3rd - \$2.50 4th - \$2.00 5th - \$1.50

Gardening A, B, C, D - Supplemental Exhibits

59. Beans, green (6)
60. Beans, yellow (6)
61. Beans, lima (6)
62. Beans, purple (6)
63. Beets, topped (3)
64. Broccoli (1 head)
65. Brussell Sprouts (1 pint)
66. Cabbage (1 head)
67. Carrots, topped (3)
68. Cauliflower (1 head)
69. Celery (1 plant in soil)
70. Corn, sweet (3 ears, husk on)
71. Cucumbers, pickling (5)
72. Cucumbers, slicing (3)

73. Cucumbers, burpless (3)
74. Eggplant (1)
75. Endive (1 plant in soil)
76. Garlic (1 bulb, topped)
77. Gourds (3)
78. Kale (1 plant in soil)
79. Kohlrabi (1)
80. Leeks (1 plant in soil)
81. Lettuce, leaf (1 plant in soil)
82. Lettuce, Boston or Bibb (1 plant in soil)
83. Lettuce, Romaine (1 plant in soil)
84. Lettuce, head (1 plant in soil)
85. Onions, bulb, topped (3)
86. Onions, green bunching (5 tied in bunch)
87. Onions, red (3)
88. Onions, Spanish (3)
89. Okra (3 pods)
90. Parsnips, topped (3)
91. Peas, shelling (5 full pods)
92. Peas, snap (5 full pods)
93. Peas, snow (5 full pods)
94. Peppers, sweet green (3)
95. Peppers, sweet red (3)
96. Peppers, hot (5)
97. Potatoes, white (3)
98. Potatoes, red (3)
99. Potatoes, russet (3)
100. Potatoes, sweet (3)
101. Potatoes, fingerlings (3)
102. Potatoes, other color (3)
103. Mustard Greens (1 plant in soil)
104. Pumpkins (1)
105. Radishes (3 – topped 2")
106. Shallots (1 bulb, topped)
107. Spinach (1 plant in soil)
108. Squash, summer straightneck (1)
109. Squash, summer crookneck (1)
110. Squash, winter, acorn or buttercup (1)
111. Squash, winter, butternut (1)
112. Squash, winter, hubbard (1)
113. Squash, spaghetti (1)
114. Squash, zucchini, green (1)
115. Squash, zucchini, yellow (1)
116. Swiss Chard (1 plant in soil)
117. Tomatoes, red (3)
118. Tomatoes, plum shaped (3)
119. Tomatoes, green (3)

- 120. Tomatoes, yellow (3)
- 121. Tomatoes, grape/cherry (3)
- 122. Tomatoes, currant, ½ inch or less (3)
- 123. Turnips, topped (3)
- 124. Home Garden – 10 or more kinds of vegetables – attractively displayed & listed on an index card
1st- \$10.00 2nd- \$8.00 3rd- \$6.00 4th- \$4.00 5th - \$2.00
- 125. Market Basket – 5 or more kinds of vegetables – attractively displayed & listed on an index card
1st- \$5.00 2nd- \$4.00 3rd- \$3.00 4th - \$2.00 5th- \$1.00

Houseplant/Indoor Gardening - Supplemental Exhibits

- 126. Begonias in soil
- 127. Cacti in soil
- 128. Coleus in soil
- 129. Episcia in soil
- 130. Ferns in soil
- 131. Geranium in soil
- 132. Impatiens in soil
- 133. Ivy in soil
- 134. Philodendron in soil
- 135. Succulents in soil – please identify
- 136. Other Flowering Houseplants – please identify
- 137. Other Foliage Houseplants – please identify
- 138. Display a flowering plant (grown by the member) with an index card listing common name and scientific/botanical name. **3.00 2.50 2.00 1.50 1.00**
- 139. Completed experiment from the project book with an index card describing the process and the results. **3.00 2.50 2.00 1.50 1.00**

Landscape Gardening - Supplemental Exhibit

- 140. A landscape plot plan for the site you landscaped with before and after photos

4-H members must enter and exhibit an educational display in at least one 4-H Plant Science project requirement areas above in order to exhibit actual Annuals, Perennials and Other Plantaria as supplemental entries in classes 141-200 listed below.

Premiums for the following classes (except where otherwise noted) are:

1st - \$2.00 2nd - \$1.75 3rd - \$1.50 4th - \$1.25 5th - \$1.00

Annuals - Supplemental Exhibits

- 141. Ageratum – 3 stems
- 142. Asters – 3 blooms
- 143. Bachelor Buttons – 3 stems
- 144. Calendula – 3 blooms
- 145. Celosia – 1 stem
- 146. Cleome (spider flower) – 1 bloom
- 147. Cosmos – 3 blooms

148. Floribunda Rose – 1 stem
149. Gladiolus – 1 spike
150. Marigold – small under 2” – 3 blooms
151. Marigold – large over 2” – 3 blooms
152. Nasturtium – 3 blooms
153. Pansy – 3 blooms
154. Petunia – 3 blooms
155. Salvia – 3 stems
156. Snapdragon – 3 stems
157. Statice – can be mixed colors – 5 blooms
158. Strawflower – can be mixed colors – 5 blooms
159. Sunflower – small flowering – can be mixed colors – 3 blooms
160. Sunflower – 1 large head
161. Sweet Peas – 3 stems
162. Verbena – 3 stems
163. Zinnia – small under 2” – 3 blooms
164. Zinnia – large over 2” – 3 blooms
165. Best of My Garden – 5 different blooms or stems – please identify
166. Any other Annual – 3 same blooms or stems (this is for any unlisted category only). Please identify
167. Garden or calendar plan showing the annuals used in your garden and photos showing them growing. **3.00 2.50 2.00 1.50 1.00**
168. Exhibit showing a completed experiment from the project book with an index card describing the process and results **3.00 2.50 2.00 1.50 1.00**

Perennials - Supplemental Exhibits

169. Chrysanthemums – 3 stems
170. Clematis – 1 bloom
171. Cone Flower – 1 stem
172. Dahlias – 1 stem
173. Delphinium – 1 spike
174. Dianthus – 3 blooms
175. Gaillardia – 3 blooms
176. Hosta – 1 plant in soil
177. Liatris – 1 bloom
178. Lilies – 1 stalk
179. Lupine – 1 stem
180. Phlox – 3 blooms
181. Roses – 1 bloom
182. Rudbeckia – 3 blooms
183. Scabiosa – 3 blooms
184. Yarrow – any color – 5 blooms
185. Best of My Garden – 5 different blooms or stems – please identify
186. Any other Perennial – 5 same blooms or stems (this is for any unlisted category only) – please identify

Other Plantaria - Supplemental Exhibits

187. Corsages
188. Christmas Greens
189. Terrarium Construction
190. Dish Garden
191. Dried Flower Arrangement
192. Fresh Flower Arrangement – Exhibit a fresh flower arrangement using techniques in the project – please identify flowers & items used
193. Drying Flowers – Exhibit a tied bouquet of the best of your dried flowers – please identify flowers & items used
194. Artificial Flower Arrangement – Exhibit a flower arrangement using artificial flowers – please identify flower type & items used
195. Wildflowers - Display with 6 preserved wildflower specimens. Label season in which they were found, where they were found, and which category they fit into: food, medicine, magic, or fun.
196. Propagation by Cutting – Photo Essay of project charting propagation procedure and progress **3.00 2.50 2.00 1.50 1.00**
197. Plants from Kitchen Discards – exhibit and identify a plant and its progress of techniques used

Any Other Plantaria – please identify

198. Bulbs in Soil – flowering
199. Corms in Soil – flowering
200. Tubers in Soil – flowering

4-H FRUIT

4-H members must enter and exhibit an educational display from the project requirement in order to exhibit actual strawberries as supplemental exhibits.

Premiums for classes in this section are:

1st- \$3.00 2nd - \$2.50 3rd - \$2.00 4th - \$1.50 5th - \$1.00

Project Requirement

Strawberries and Brambles for Fun and Profit – B0420A

201. Educational display of your choice from Strawberries for Fun and Profit section
202. Educational display of your choice from Brambles for Fun and Profit section

Premiums for classes in this section are:

1st- \$3.50 2nd - \$3.00 3rd - \$2.50 4th - \$2.00 5th - \$1.50

Strawberry & Bramble - Supplemental Exhibits

203. Strawberries, establishment or 1st year photo essay with no less than 4 photos with captions depicting your project.
204. Strawberries, 2nd year (1 potted plant w/ runners intact, not in soil)
205. Strawberries, 3 or more years (1/2 pint of preserves or jelly)

Best in Show - Plant Science Educational Display Jr.	Ribbon or Rosette
Best in Show - Plant Science Educational Display Sr.	Ribbon or Rosette
Best in Show - Plant Science plant item Jr.	Ribbon or Rosette
Best in Show - Plant Science plant item Sr.	Ribbon or Rosette

BONUS: Member must have entered and exhibited in at least one other Red Metal Building/non-animal project in order to enter in any BONUS class

Premiums for the following classes are:

1st - \$3.50 2nd - \$3.00 3rd - \$2.50 4th - \$2.00 5th - \$1.50

BONUS: Mr./Mrs. (Potato) Head – head does not have to be a potato. Any suitable fruit or vegetable will do. Use a minimum of three different types of plants, fruits and/or vegetables to make your creation. Include a list of the items used on an index card.

- 206. Junior/Beginner – Age 8-10
- 207. Intermediate – Age 11-14
- 208. Senior/Advanced – Age 15-18

BONUS: Painted (Pumpkins) – use any suitable fruit or vegetable

- 209. Junior/Beginner – Age 8-10
- 210. Intermediate – Age 11-14
- 211. Senior/Advanced – Age 15-18

BONUS: Largest (By Weight)/Unusual Growth Form – display your largest or unusual sample. Varieties must not have been grown specifically for this class. Varieties to be listed on an index card. One entry per class is permitted.

- 212. Largest Cabbage
- 213. Largest Onion
- 214. Largest Potato
- 215. Largest Pumpkin
- 216. Largest Squash
- 217. Largest Tomato
- 218. Largest Sunflower (by diameter)
- 219. Most Unusual Growth Form

SECTION 15 4-H FOODS & NUTRITION

1. Each item must have been prepared by the 4-H member who is enrolled in a 4-H Foods & Nutrition project within the current year.
2. A clear plastic container will be provided for food entry displays on entry day.
3. Members may only exhibit one entry per class and **must be enrolled in the bolded project in order to exhibit the entries listed within that project.**
4. All food entries must be accompanied by a written recipe on an index card. This WILL be enforced. Violators may be disqualified.

Premiums for the following classes (except where otherwise noted) are:

1st - \$3.00 2nd - \$2.50 3rd - \$2.00 4th - \$1.50 5th - \$1.00

BEGINNER

Cooking 101 – (4H0100)

1. Cornbread (2 pieces) OR Cornbread muffins (2)
2. Oatmeal muffins (2)
3. Chewy Granola Bars (2)
4. Coffee Cake
5. One-layer Quick Mix Yellow Cake (using recipe in project book)
6. Peanut Butter Cookies (3)
7. Oatmeal Drop Cookies (3)
8. Educational display on a topic in the project book
9. Drop Biscuits (2)
10. Brownies (2)
11. Fruit or Vegetable Quick Bread (1/2 loaf)

Science Fun with Kitchen Chemistry – (4H0111)

12. Educational display with your observations of the Orange Float Activity
13. Educational display with your observations of the Shiny Penny activity
14. Educational display with your observations of the Colorful Chromatography activity
15. Color Splashed clothing item with an explanation of what happened in your experiment
16. Rock Candy Crystals exhibit
17. Educational display from any other experiment of the project book.

Snack Attack! – (4H0110)

18. Educational display of the My Plate diagram with a list of foods and serving sizes for each food.
19. Educational display of your food intake for one day.
20. Educational display showing your results from the milk chart including 10 facts about milk.
21. Educational display showing your results from the Snack Calorie Chart, (serving size, total fat, etc.)
22. Peanut Butter Cookies(3)
23. Oatmeal Muffins(3)

24. 1 cup Popcorn Trail Mix
25. Educational display of 1 fruit or vegetable from each color in the rainbow and a fact about that food item.

INTERMEDIATE

Cooking 201 (4H0102)

26. Educational display from the Food Safety section of the project book
27. Educational display from the Kitchen Fire Safety section of the project book
28. Educational display from Vegetable & Fruit Group section
29. Exhibit ten (10) Oven Baked French Fries
30. Exhibit half (½) cup Pumpkin Peanut Butter Dip
31. Educational display from Grains Group section
32. Exhibit half (½) loaf of Basic Apple Quick Bread (NO NUTS)
33. Exhibit three (3) rolled Quick Bread Biscuits
34. Educational display from Protein Food section
35. Educational display from Dairy Food section
36. Educational display from Desserts section
37. Exhibit three (3) Snickerdoodle Cookies
38. Exhibit Fruit or Vegetable Quick Bread (1/2 loaf)

Cooking 301 (4H0103)

39. Educational Display from the Food safety section of the project book
40. Educational Display from the Party Planning section of the project book
41. Educational display from Grains Group section
42. Exhibit three (3) basic dinner rolls (w/yeast)
43. Exhibit half (½) loaf of basic bread
44. Exhibit two (2) soft pretzels
45. Exhibit half (½) cup Homemade butter you made using the recipe from the project book
46. Educational display from Vegetable and Fruits section
47. Educational display from Protein Food section
48. Educational display from Dairy Food section
49. Educational display from Desserts section
50. Exhibit one (1) 8" round Rich White cake you made using a recipe from the Desserts section of the project book (without frosting)
51. Educational display including photo collage with dates & recipes you have made throughout entire project book since October 1st

Grill Master (4H0109)

52. Educational display showing proper portion sizes of 4 foods of your choice
53. Educational display of the USDA recommended Internal Temperatures of meat
54. Educational display of the cooking/grilling process of a piece of meat from raw to cooked over a period of time indicated under each photo.
55. Exhibit a foil pouch
56. Educational display on how to make a foil pouch, include the foil pouch you made (with out food).
57. Educational display providing organizational plans for grilling off site
58. Exhibit a charcoal grill made by the member.

Beyond the Grill – (4H0035)

59. Educational display on how to make a campfire
60. Educational display showing how to pack a cooler
61. Educational display for outdoor cooking safety
62. Notebook or collection of 5-10 recipes you have prepared during your project. Include photos & recipes
63. Exhibit the Solar Hot Dog cooker you made
64. Educational display from any section of the project book
65. Educational display with outdoor party preparation timeline

ADVANCED

Cooking 401 (4H0104)

66. Educational Display on Spices & Herbs
67. Educational Display on Celebration Meal Planning
68. Educational Display from the Grains Group section
69. Exhibit two (2) Pita Bread circles
70. Exhibit one (1) French Bread Loaf
71. Exhibit two (2) English Muffins - sliced
72. Educational display from Vegetable and Fruits section
73. Educational display from the Protein Food section
74. Educational display from the Dairy Food section
75. Educational display from the Desserts section
76. Exhibit three (3) 1" square pieces of Classic Chocolate Fudge
77. Exhibit three (3) pieces of Caramel Candy
78. Exhibit three (3) 1" square pieces of Microwave Marshmallow Fudge Candy
79. Exhibit half (1/2) pie you made using a recipe from the Desserts section of the project book
80. Exhibit half (1/2) foam cake you made using a recipe from the Desserts section of the project book (without frosting)
81. Educational display from the Equipment section

Global Gourmet (J0694A)

82. ½ Dessert cake or bread from another country or culture (identify) – provide recipe
83. Display giving information about foods from a country or culture outside the U.S.

Breads Around the World (J0695A)

84. ½ loaf or round bread (yeast or quick bread) with recipe and information on how it is served in the country of origin (no packaged mixes allowed)
85. Pretzel, tortilla or other bread item with recipe and information on how it is served in the country of origin (no packaged mixes allowed)
86. Educational display on a specific bread and information about the country or culture it represents. Include at least one recipe.

Best in Show

Ribbon or Rosette

Premiums for the following classes are:

1st - \$5.00 2nd - \$4.00 3rd - \$3.00 4th - \$2.00 5th - \$1.00

CAKE DECORATING (4H0052)

Junior Exhibitors – Ages 8-12

83. **Level 1** – Exhibit a baked and decorated sheet cake or pan form cake (not larger than 8"x13") using at least 1 border, 1 flower, 1 leaf and your choice of another Level 1 design.
84. **Level 2** – Exhibit a baked and decorated cake (not larger than 8"x13") using at least 2 different borders (one must be a basket weave variation), 2 different flowers, writing, and 2 different colors. Include a short story about your project, what was difficult or easy, what the cake may be used for, and what it might cost to buy.
85. **Level 3** – Exhibit a baked and decorated two layer cake (not larger than 8"x13") using a basket weaver or garland design and one new border learned in this unit. Include a short story about your project, what you liked doing, what was easier for you, more difficult for you, and cost comparison to a bakery cake
86. **Level 4** – Exhibit a wedding cake of 6", 9", and 12" layers assembled, decorated with Royal icing, flowers, and borders, and a cake topper
87. Educational display showing a technique in the project book

Best in Show – Junior

Ribbon or Rosette

Senior Exhibitors – Ages 13-18

88. **Level 1** – Exhibit a baked and decorated sheet cake or pan form cake (not larger than 8"x13") using at least 1 border, 1 flower, 1 leaf, and your choice of another Level 1 design
89. **Level 2** – Exhibit a baked and decorated cake (not larger than 8"x13") using at least 2 different borders (one must be a basket weave variation), 2 different flowers, writing, and 2 different colors. Include a short story about your project, what was difficult or easy, what the cake might be used for, and what it might cost to buy.
90. **Level 3** – Exhibit a baked and decorated two layer cake (not larger than 8"x13") using a basket weaver or garland design and one new border learned in this unit. Include a short story about your project, what you liked doing, what was easier for you, more difficult for you, and cost comparison to a bakery cake
91. **Level 4** – Exhibit a wedding cake of 6", 9", and 12" layers assembled, decorated with Royal icing, flowers, and borders, and a cake topper
92. Educational display showing a technique in the project book

Best in Show – Senior

Ribbon or Rosette

FOOD PRESERVATION – all low acid foods must be pressure processed as indicated in the project book

93. Educational Display of the Food Preservation process of your choice

94. One Jar Display of Canned Fruit
95. One Jar Display of Canned Tomato Product
96. One Jar Display of Canned Vegetable
97. One Jar Display of Canned Pickled or Fermented Vegetable
98. One Jar Display of Canned Fruit Spread
99. One Jar Display of Dried Fruit
100. One Jar Display of Dried Vegetable

Best in Show

Ribbon or Rosette

BONUS: Member must have entered and exhibited in at least one other Red Metal Building/non-animal project in order to enter in any BONUS class

Premiums for the following classes are:

1st - \$3.50 2nd - \$3.00 3rd - \$2.50 4th - \$2.00 5th - \$1.50

BONUS: Graham Cracker Cottages – assembled and decorated by the member Jr – Ages 8-10

101. Construct one decorated cracker cottage and include a photo of you during the process
102. Construct and display a decorator cone and include the steps used in making one. Include a photo of you during the process

Intermediate – Ages 11-14

103. Construct and display two decorated cracker cottages and include the basic steps used in their construction
104. Educational display showing different sizes and styles of decorator nozzles and their uses

Sr – Ages 15-18

105. Construct and display three or more decorated cracker cottages

BONUS: Decorated Sugar Cookie – assembled and decorated by the member

106. **Jr – Ages 8-10** – Decorated sugar cookie (1)
107. **Intermediate – Ages 11-14** – Decorated sugar cookie (2)
108. **Sr – Ages 15-18** – Decorated sugar cookie (3)

BONUS: CANDY MAKING (J9910) – Display your candy appropriately wrapped as a gift. Place some candy aside so that it can be tasted and judged. Include an index card of the recipe as part of the gift

109. Potato Candy
110. Peanut Brittle
111. Taffy
112. Can't Fail Fudge
113. Rocky Road Fudge
114. Popcorn Balls

SECTION 18 4-H TEXTILE SCIENCE

1. Each article must have been made by the 4-H member within the current year.
2. Each article should be part of the specific project(s) in which the member is enrolled in by the project selection deadline of the current year.
3. Members may only exhibit one entry per class.

Premiums for the following classes are:

1st - \$4.00 2nd - \$3.00 3rd - \$2.50 4th - \$2.00 5th - \$1.00

BEGINNER

Sew Much Fun - (J0301A)

1. Pants, shorts, skirt w/ elastic or drawstring waistband
2. Apron with elastic or drawstring waist
3. Shirt, top, or blouse with casing or simple closure
4. Costume, night clothes, or dress, with casing or simple closure
5. Top, skirt, or dress using a pre-shirred fabric or cutout
6. Other Simple Garment

Sew Much More - (J0302A)

7. Sewing caddy or pocket on beach towel
8. Draft Dodger
9. Potholders or Mitt
10. Pillow or Quillo
11. Pillowcase
12. Pajama Tote, Laundry or Gym Bag
13. Simple Household Item
14. Wall Hanging (non-quilted)
15. Other Item (not a garment or pillowcase)

Hand Stitch by Hand Stitch - (J0303A)

16. Sampler with a variety of hand stitches, buttons, or patches
17. Hand stitched large item
18. Hand stitched craft
19. Two small hand stitched items

INTERMEDIATE

Knits - (J0304A)

20. Knit t-shirt or sweatshirt
21. Knit dress
22. Knit pants or skirt
23. Other Knit outfit
24. Outfit using both knit and woven construction

Coordinates - (J0305A)

25. Simple top, vest, or poncho & a skirt with a waistband or facing
26. Simple top, vest, or poncho & slacks or shorts with a waistband or facing
27. Simple jumper or jumper suit with facing

- 28. Simple dress
- 29. Other simple coordinate garment
- Accessories – (J0306A)** sewn non-garment
- 30. Pair of gloves
- 31. Bag or tote
- 32. Hair bow or other hair accessory
- 33. Shawl or wrap
- 34. Other sewn non-garment accessory
- 35. A group of three different sewn accessories (paired items count as one type)

Premiums for the following classes are:

1st - \$5.00 2nd - \$4.50 3rd - \$4.00 4th - \$3.50 5th - \$3.00

ADVANCED

Separates – (J0320A) *Garments must include two or more advanced techniques such as zipper, lining, set-in sleeves, waistband, buttons, buttonholes, collar or hand hem*

- 36. Two (or more) piece, non-tailored outfit
- 37. Dress, two-piece dress or jumper
- 38. Coat or Jacket – not tailored

Tailoring – (J0310A) *Garment must be shaped using custom, dressmaking, or contemporary (fusing) applications. Simple jackets, advanced coordinates, three piece outfits without tailored applications should be exhibited in the Separates project*

- 39. Tailored Jacket
- 40. Tailored Coat
- 41. Tailored Ensemble – 2 pieces or more

Formalwear – (J0311A)

- 42. Special Occasion Garment OR Party Dress

Premiums for the following classes are:

1st - \$4.00 2nd - \$3.00 3rd - \$2.50 4th - \$2.00 5th - \$1.00

ALL AGES

Sewing for other projects and other people (J0308A)

- 36. Garment for another person with photo of person wearing the garment
- 37. Toy, blanket (not a tie blanket), kite, or other item made in this project
- 38. Tie Blanket for Donation – Make & Donate (Linus Project)

Wardrobe Planning (J0314A)

- 39. Exhibit of your planned out wardrobe for 3 days
- 40. Exhibit showing how you are utilizing an accessory in 3 different outfits

Closet Connections (J0313A)

- 41. One Closet Organizer (made by the 4-H member) or completed wardrobe plan
- 49. Exhibit showing before and after pictures of your closet transformation
- 50. Exhibit of the steps you took to determine if you should keep an item, donate it or discard it

Clothing Shopping (J0315A)

51. Cost comparison between two garments from 2-3 different stores
52. Exhibit showing 6 items of clothing or accessories you would buy, if money wasn't an hindering factor (include costs)

Exploring Clothes from Cultures around the World (F0275A)

53. Educational Display about clothing from around the world
54. Garment or head covering made in this project book

T-shirt Quilting

55. Educational Display of the steps completed to make the T-shirt quilt, including photos of the member.
56. Display T-shirt quilt

Design a Garment (J0312A)

57. A **purchased** garment or textile with applied design (i.e. stenciling, smocking, sweatshirt decorating, appliqué, tie-dye etc)
58. A garment or textile modified from its original design (purchased fabric, measured, cut, sew, tie etc)
59. A recycled or remade garment with before photo

TEXTILE ART

Weaving (J0316A) - *A garment made from fabric created on a loom*

60. Cloth or textile made on a loom (w/ photo or drawing of loom)
61. A homemade loom OR a display showing photos of a homemade loom, how to use the loom OR equipment used in weaving

Crocheting (J0318A) - *Paired items such as socks or mittens count as one article* **Beginner – Ages 8-11**

62. One small article from the project list
63. One crocheted garment from the project list
64. One large article (such as an afghan) from the project list

Intermediate – Ages 12-14

65. One small article from the project list
66. One crocheted garment from the project list
67. One large article (such as an afghan) from the project list

Senior – Ages 15-18

68. One small article from the project list
69. One crocheted garment from the project list
70. One large article (i.e. rug, afghan, or bedspread)

Knitting (J0317A) - *Paired items such as socks or mittens count as one article* **Beginner – Ages 8-11**

71. One small article from the project list
72. One knitted garment from the project list
73. One large article (such as an afghan) from the project list

Intermediate – Ages 12-14

74. One small article from the project list
75. One knitted garment from the project list
76. One large article (such as an afghan) from the project list

Senior – Ages 15-18

- 77. One small article from the project list
- 78. One knitted garment from the project list
- 79. One large article (i.e. rug, afghan, or bedspread)

Premiums for the following classes are:

1st - \$5.00 2nd - \$4.50 3rd - \$4.00 4th - \$3.50 5th - \$3.00

4-H QUILT QUEST_ – (4H0053) – *All hand and machine quilting must be done by the 4-H member.*

Beginner (Age 8-10) – *Simple blocks using squares, rectangles; simple applique' or paper piecing; rag quilt*

- 80. Quilt block: hand or machine pieced (unfinished, not quilted)
- 81. Machine or hand quilted whole cloth quilt
- 82. Machine or hand bound double sided fabric or summer quilt
- 83. Table runner, placemat, doll quilt, wall hanging, or other small quilted item – hand quilted
- 84. Table runner, placemat, doll quilt, wall hanging, or other small quilted item – machine quilted
- 85. Table runner, placemat, doll quilt, wall hanging, or other small quilted item – tied
- 86. Quilt idea book, file or box that includes photographs, magazine clippings, descriptions, and/or sketches.

Intermediate (Age 11-14) – *Blocks using triangles and biased edges; items with sashing, borders, corner stones etc.*

- 87. Quilt, pieced, applique' OR other technique, any size – hand quilted
- 88. Quilt, pieced, applique' OR other technique, any size – machine quilted
- 89. Quilt, pieced, applique' OR other technique, any size – tied
- 90. Wall hanging or other small item, pieced, applique' OR other technique – hand quilted
- 91. Wall hanging or other small item, pieced, applique' OR other technique – machine quilted
- 92. Wall hanging or other small item, pieced, applique' OR other technique – tied

Advanced (Age 15-18) – *demonstrates advanced skills, such as: Y-seams, curred piecing, or complex piecwork. May include whole cloth quilts, cathedras window, trapunto, sashiko and other embellishments.*

- 93. Quilt block or small project using one or more quilting techniques
- 94. Handmade quilt (larger than a wall hanging)
- 95. Machine made quilt (larger than a wall hanging)

Best in Show Jr
Best in Show Sr

Ribbon or Rosette
Ribbon or Rosette

SECTION 19
4-H EXPRESSIVE ARTS
PHOTOGRAPHY, VIDEOGRAPHY & CREATIVE ARTS

1. Each article will be judged on design, quality of workmanship, and suitability for which it was made.
2. Framed pieces should not exceed 18" in height. Soft wall hangings should be no longer than 36". Items exceeding these limits will be displayed on a space available basis only.
3. Full size poster board displays will be accepted for Photography Level 1-3 and Videography Project Requirement Educational Display Exhibits, classes 1-12 and 53-60 ONLY.

Members must be enrolled (zSuite) in the project area, enter and exhibit under the project requirement in order to exhibit in the supplemental exhibit classes

Premiums for all the following classes (except where otherwise indicated) are:
1st - \$3.50 2nd-\$3.00 3rd - \$2.50 4th - \$2.00 5th - \$1.50

PHOTOGRAPHY – Educational Display or Poster – NO PHOTO ALBUMS OR THREE-RING NOTEBOOKS.

Project Requirement

Photography Basics - Level 1 (4H0129)

1. Educational display from section one Project Area A – Equipment chapter
2. Educational display from section two Project Area B – Lighting chapter
3. Educational display from section three Project Area C – Composition chapter
4. Educational display from section four Project Area D – Skill Building chapter

Next Level Photography - Level 2 (4H0130)

5. Educational display from section one Project Area A – Equipment chapter
6. Educational display from section two Project Area B – Lighting chapter
7. Educational display from section three Project Area C – Composition chapter
8. Educational display from section four Project Area D – Skill Building chapter

Mastering Photography - Level 3 (4H0131)

9. Educational display from section one Project Area A – Equipment chapter
10. Educational display from section two Project Area B – Lighting chapter
11. Educational display from section three Project Area C – Composition chapter
12. Educational display from section four Project Area D – Skill Building chapter

PHOTOGRAPHY GUIDELINES

- *Photos must be 8x10 only and displayed in a basic/inexpensive self-standing picture frame. The frame itself will NOT be judged; it is a means of proper photo display. Photos submitted without proper 8x10 frame may be disqualified.*
- *Mattes are not acceptable*
- *Only one (1) entry per class by exhibitor*

- *Photos must have been taken within the last 12 months and must not have been previously exhibited at the Wayne County Fair.*
- *Photos must have been taken by the exhibitor.*
- *Images are not to be altered with the exception of class# 29,30, & 49,50.*
- *Junior exhibitors ages 8-12 ; Senior exhibitors ages 13-18.*
- *Judging criteria – subject matter, impact, degree of simplicity/difficulty.*

Supplemental Exhibits

Black & White Only

13. Action/Sports – Junior
14. Action/Sports – Senior
15. Domestic Animal(s) – Junior
16. Domestic Animal(s) – Senior
17. Wild Animal(s) – Junior
18. Wild Animal(s) – Senior
19. Portrait and Personality – Junior
20. Portrait and Personality – Senior
21. Children – Junior
22. Children – Senior
23. Still Life – Junior
24. Still Life – Senior
25. Fair Photo – Junior
26. Fair Photo – Senior
27. Bugs/Insects – Junior
28. Bugs/Insects – Senior
29. Altered Images – Junior
30. Altered Images – Senior
31. Landscape – Junior
32. Landscape - Senior

Colored Photos Only

33. Action/Sports – Junior
34. Action/Sports – Senior
35. Domestic Animal(s) – Junior
36. Domestic Animal(s) – Senior
37. Wild Animal(s) – Junior
38. Wild Animal(s) – Senior
39. Portrait and Personality – Junior
40. Portrait and Personality – Senior
41. Children – Junior
42. Children – Senior
43. Still Life – Junior
44. Still Life – Senior
45. Fair Photo – Junior
46. Fair Photo – Senior
47. Bugs/Insects – Junior
48. Bugs/Insects – Senior
49. Altered Images – Junior

- 50. Altered Images – Senior
- 51. Landscape – Junior
- 52. Landscape – Senior

Best in Show – Junior
 Best in Show – Senior

Ribbon or Rosette
Ribbon or Rosette

VIDEOGRAPHY

Using the approved 4-H Curriculum, the 4-H member will display in the following categories however they best see fit with prior coordination and approval from the 4-H Educator

- 53. Documentary project – Educational display – Junior
- 54. Documentary project – Educational display – Senior
- 55. Animated Video project – Educational display – Junior
- 56. Animated Video project – Educational display – Senior
- 57. Filmmaking innovation project – Educational display – Junior
- 58. Filmmaking innovation project – Educational display – Senior
- 59. Video maker project – Educational display – Junior
- 60. Video maker project – Educational display – Senior

SKETCHBOOK CROSSROADS (J0201C) – Use your Sketchbook Crossroads activity book to choose within the following classes

Junior – Ages 8-12

- 61. Drawing: One matted drawing ready for hanging
- 62. Drawing: Design your own cartoon
- 63. Fiber: One completed work ready for display
- 64. Sculpture: One completed work from project

Senior – Ages 13-18

- 65. Drawing: One matted drawing ready for hanging
- 66. Drawing: Design your own cartoon
- 67. Fiber: One completed work ready for display
- 68. Sculpture: One completed work from project

PORTFOLIO PATHWAYS (J0202C)

Junior – Ages 8-12

- 69. Painting: One completed painting, framed
- 70. Printing: One matted and/or framed print
- 71. Graphic Designs: One original graphic design

Senior – Ages 13-18

- 72. Painting: One completed painting, framed
- 73. Printing: One matted and/or framed print
- 74. Graphic Designs: One original graphic design

PALETTE OF FUN (K9950) – Other projects are available in the full version of the Palette of Fun activity book (see Extension Agent for more info)

Junior - Age 8-12 Senior - Age 13-18

Cutting and Pasting Art

- 75. Collage – Junior
- 76. Collage – Senior
- 77. Pop-Up Pizzazz – exhibit one pop-up card – Junior
- 78. Pop-Up Pizzazz – exhibit one pop-up card – Senior
- 79. Books Tell a Story – Create and exhibit a simple accordion book that tells a story – Junior
- 80. Books Tell a Story – Create and exhibit a simple accordion book that tells a story – Senior
- 81. Other – Junior
- 82. Other - Senior

Sculpting

- 83. Polymer Clay – Junior
- 84. Polymer Clay – Senior
- 85. Paper Mache – Junior
- 86. Paper Mache - Senior
- 87. Jewelry – made from bakers, polymer, or other type of clay – Junior
- 88. Jewelry – made from bakers, polymer, or other type of clay – Senior
- 89. Other – Junior
- 90. Other - Senior

3-D Construction

- 91. 3D Self Portrait from mirror, mirror, Now and Later in the project book – Junior
- 92. 3D Self Portrait from mirror, mirror, Now and Later in the project book –Senior
- 93. Scrap Sculpting – make an original sculpture using recyclable and used materials – Junior
- 94. Scrap Sculpting – make an original sculpture using recyclable and used materials – Senior
- 95. Window on my World – Create and display a window view of your environment – Junior
- 96. Window on my World – Create and display a window view of your environment – Senior
- 97. Other – Junior
- 98. Other – Senior

CRAFTS – OTHER HANDICRAFTS – *members must be enrolled in an Expressive Arts project in order to exhibit the following classes.*

Junior – Age 8-12, Senior – Ages 13-18

- 99. Needlework – Junior
- 100. Needlework - Senior
- 101. Embroidery – Junior
- 102. Embroidery - Senior
- 103. Needlepoint – Junior
- 104. Needlepoint - Senior
- 105. Counted Cross Stitch – Junior
- 106. Counted Cross Stitch – Senior
- 107. Stuffed Animal – Junior

108. Stuffed Animal - Senior
109. Lacemaking – Junior
110. Lacemaking - Senior
111. Stenciling – Junior
112. Stenciling – Senior
113. Macramé – Junior
114. Macramé - Senior
115. Fabric Painting – Junior
116. Fabric Painting - Senior
117. Rope Basket – Junior
118. Rope Basket - Senior
119. Crafts from natural materials - corn husks, vines, pine cones, etc. – (No plastic or other manufactured items to be used.) – Junior
120. Crafts from natural materials - corn husks, vines, pine cones, etc. – (No plastic or other manufactured items to be used.) – Senior
121. Latch Hook – Junior
122. Latch Hook – Senior
123. Spun Fiber (5 yards) – Junior
124. Spun Fiber (5 yards) – Senior
125. Felted Figurines – Junior
126. Felted Figurines – Senior
127. Dyed Spun Fiber (5 yards) – Junior
128. Dyed Spun Fiber (5 yards) - Senior
129. Other – Junior
130. Other – Senior

Best in Show – Junior
 Best in Show – Senior

Ribbon or Rosette
Ribbon or Rosette

CERAMICS (G9901) Enter best (one) item of your pieces completed at the current level. Must be dated on the bottom of the piece. All pieces from all levels must be started from greenware. **Junior – Ages 8-12, Senior – Ages 13-18**

Premiums for the following classes are:

1st - \$5.00 2nd - \$4.00 3rd - \$3.00 4th - \$2.00 5th - \$1.50

162. Simple Stain Painting – Junior
163. Simple Stain Painting - Senior
164. Detailed Stain Painting – Junior
165. Detailed Stain Painting - Senior
166. Glaze – Junior
167. Glaze - Senior
168. Overglaze with Design – Junior
169. Overglaze with Design - Senior
170. Dry Brushing – Junior
171. Dry Brushing – Senior
172. Antique “Wash Off” – Junior

- 173. Antique "Wash Off" - Senior
- 176. Underglaze – Junior
- 177. Underglaze - Senior
- 178. Holiday Piece – Junior
- 179. Holiday Piece - Senior
- 180. Item with Moving Parts – Junior
- 181. Item with Moving Parts - Senior
- 182. Free Lance using 2 different techniques – Junior
- 183. Free Lance using 2 different techniques - Senior

Best in Show – Junior
 Best in Show – Senior

Ribbon or Rosette
Ribbon or Rosette

COLLECTIBLES (I0200A)

- 184. **Jr – Ages 8-10** - Educational display with no more than 6 photos including captions depicting and explaining your collection.
- 185. **Intermediate – Ages 11-14** - Educational display with no more than 8 photos including captions depicting and explaining your collection.
- 186. **Sr – Ages 15-18** - Educational display with no more than 6 photos including captions depicting and explaining your collection

SCRAPBOOKING (G9912)

Beginner – Ages 8-11

- 187. Display a 7"x7" or 12"x12" four page album using one page each for the following themes: a) the current year's 4-H theme b) family, friends, or pets c) 4-H projects, and d) the remaining page may be a theme of your choice.

Intermediate – Ages 12-14

- 188. Display a 7"x7" or 12"x12" six page album using one page each of the following themes: a) the current year's 4-H theme b) family c) friends or pets d) 4-H projects and e) the remaining two pages may be themes of your choice

Advanced – Ages 15-18

- 189. Display a 7"x7" or 12"x12" album using the two-page spread method, at least twice and the following themes: a) the current year's 4-H theme b) family c) friends or pets d) 4-H projects e) your 4-H club f) two additional theme pages with the theme of your choice

Interior Design

- 190. Educational Display from Chapter 1: Elements of Design
- 191. Educational Display from Chapter 2: Color
- 192. Educational Display from Chapter 3: Principles of Design
- 193. Educational Display from Chapter 4: Room Design
- 194. Educational Display from Chapter 5: What's your Style?
- 195. Educational Display from Chapter 6: Lighting & Accessories

Spa & Relaxation

Members must exhibit the below products along with an educational display to show the steps in making the items.

196. Body Butter
197. Bath Salts/Zen Garden
198. Lip Balm/Cuticle Cream
199. Foot/Body Scrub
200. Homemade Candles
201. Homemade Soap
202. Educational Display of Yoga or other forms of meditation/relaxation

Theater Arts

Level 1 - Imagination in Action – (4H0049)

203. Educational display of an activity you completed in the book

Level 2 - Imagination in Action – (4H0050)

204. Educational display of an activity you completed in the book

Level 3 - Imagination in Action – (4H0051)

205. Educational display of an activity you completed in the book

Creative Writing

206. Exhibit a Creative Writing piece written by the member
207. Exhibit a Creative Writing portfolio. Should include at least 3 different stories written by the member within the past year.

Best in Show

Ribbon or Rosette

BONUS: Member must have entered and exhibited in at least one other Red Metal Building/non-animal project in order to enter in any BONUS class.

– Junior Ages 8-12, Senior Ages 13-18

BONUS: Seasonal Decorations

208. Valentine – Junior
209. Valentine - Senior
210. Decorated Easter Egg – please use artificial eggs – Junior
211. Decorated Easter Egg – please use artificial eggs – Senior
212. Christmas Ornament – Junior
213. Christmas Ornament - Senior
214. Patriotic – Junior
215. Patriotic - Senior
216. Halloween Treat Bag – Junior
217. Halloween Treat Bag - Senior
218. Thanksgiving – Junior
219. Thanksgiving - Senior
220. Table Top Decoration – choice of theme – Junior
221. Table Top Decoration – choice of theme - Senior
222. Wall or Door Decoration – choice of theme - Junior
223. Wall or Door Decoration – choice of theme – Senior

BONUS: String Art

224. Exhibit of String Art you made using wood, nails and string (size should not exceed 30" X 30") (get the project idea starter publication from the Extension Office)

BONUS: Other Crafts

225. Model Vehicle – Junior
226. Model Vehicle – Senior
227. Stained Glass/Suncatcher – Junior
228. Stained Glass/Suncatcher – Senior
229. Leather Craft – Junior
230. Leather Craft – Senior
231. Jewelry (non-clay) – Junior
232. Jewelry (non-clay) – Senior
233. Friendship Bracelet – Junior
234. Friendship Bracelet – Senior
235. Paracord Bracelet – Junior
236. Paracord Bracelet – Senior
237. Bracelet – other material – Junior
238. Bracelet – other material – Senior
239. Quilling – Junior
240. Quilling – Senior
241. Wood Burned item – Junior
242. Wood Burned item – Senior
243. Paint By Number – Junior
244. Paint By Number – Senior
245. Colored Pencil/Crayon/Marker Drawing – Junior
246. Colored Pencil/Crayon/Marker Drawing – Senior

SECTION 20 HEALTH & FITNESS

HEALTH

Level 1 - First Aid in Action – (I0335A)

1. Create/assemble the supplies needed to make up your own Family First Aid Kit
2. Educational display of the Family First Aid Cards
3. Educational display of the universal sign for choking and the Heimlich maneuver for someone else, yourself, or a baby

Level 2 - Staying Healthy – (I0336A)

4. Educational display using pictures or drawings showing three (3) germs and how they can both benefit as well as harm people or their environment
5. Educational display using drawings or pictures of an eye or ear and describe what role their parts play in keeping them safe

Level 3 - Keeping Fit – (I0337A)

6. Educational display about BMI – what it is, how you calculate it, and what the four (4) ranges are
7. Educational display about the new food pyramid being used by the Pennsylvania Department of Agriculture (PDA)
8. Educational display using pictures or drawings of protective equipment and safety features for a sport of your choice

UP FOR THE CHALLENGE - (I0400A)

9. Educational Display demonstrating different amounts of sugars or fats in the Think You Drink Activity
10. Educational Display from the Calories In ~ Calories Out Activity. Record the amount of calories you consume in one day along with the activities needed to expend that same number of calories using the tables and charts provided.
11. Educational Display from the Go/Slow/Whoa – Snack Attack Activity
12. Educational Display of different shoes worn for different activities in Which Sport, Which Shoe.
13. Educational Display of the Wellness Event you planned out.
14. Educational Display of one of the activities identified in the project book not listed above.

FIRE SAFETY

Level 1 - A Basic Guidebook - (I9920)

15. An educational display showing 3-5 classes of fire
16. An educational display showing different classes of fire extinguishers
17. Make a map of a house and show possible primary and secondary escape routes from each room

Level 2 - Preventing Fires - (I9930)

18. Develop and display your own inspection list of fire hazards similar to the one in the activity book

19. Educational Display demonstrating the cause of Farm/Barn fires from lightning strikes.
20. An educational display describing emergency actions to follow in treating thermal, electrical, and chemical burns

Level 3 - Fire Protection in Your Community - (I9940)

21. An educational display labeling the major accessory equipment and purposes of a pumper truck, ladder truck, or tanker truck
22. An educational display showing 5-10 specially designed tools and/or clothing used by firefighters

BOWLING (G9950)

Jr – Ages 8-10

23. Educational display about proper bowling etiquette and safety
24. Educational display referencing a minimum of eight bowling terms
25. Educational display showing how to properly choose and pick up a bowling ball

Intermediate – Ages 11-14

26. Educational display labeling a bowling lane using proper pin set-up, foul line, distances, etc.
27. Educational display showing one of your score sheets and how they were calculated
28. Educational display showing three to five of your games, your “average” and how it was calculated
29. Educational display about a prominent bowler

Sr – Ages 15-18

30. Educational display demonstrating one of the advanced techniques from the workbook
31. Educational display on how to pick up a single pin spare, a two pin spare, or a two pin split
32. Educational display of five to seven of your games, the details of how one of them was scored, your average of those games and how it was calculated

ROLLER/ICE SKATING (G9951)

33. Educational display showing parts of the footwear
34. Educational display showing safety equipment for the discipline of your choice
35. Educational display describing a distinct maneuver
36. Educational display about a prominent skater

DANCE (K9920)

37. Educational display about the history of a dance discipline of your choice
38. Educational display about the costume or attire typically worn for your choice of dance
39. Educational display describing a distinct step or series of steps typical for your choice of dance
40. Educational display about a prominent dancer

BICYCLE ADVENTURES

Level 1

41. Educational Display from Chapter 1: First Gear
42. Educational Display from Chapter 2: Road Rules
43. Educational Display from Chapter 3: On Your Way
44. Educational Display of a Pit Stop Activity throughout the project book
45. Educational Display of a Pedaling Harder Activity through the project book

Level 2

46. Educational Display from Chapter 1: Maintenance & Repair
47. Educational Display from Chapter 2: On-the-Road Skills
48. Educational Display of a Pit Stop Activity throughout the project book
49. Educational Display of a Pedaling Harder Activity through the project book

Level 3

50. Educational Display from Chapter 1: Maintenance & Repair
51. Educational Display from Chapter 2: On-the-Road Skills
52. Educational Display from Chapter 3: Growth & Community Service
53. Educational Display of a Pit Stop Activity throughout the project book
54. Educational Display of a Pedaling Harder Activity through the project book

Best in Show - Jr
Best in Show - Sr

Ribbon or Rosette
Ribbon or Rosette

SECTION 23
4-H ENVIRONMENTAL SCIENCES

1. Member may only exhibit one entry per class.
2. Comb honey is to be judged on perfection in filling, capping uniformity, neatness, and cleanliness of selection.
3. Extracted honey to be judged on body, clarity, and cleanliness.

Premiums for the following classes are:

1st - \$3.00 2nd - \$2.50 3rd - \$2.00 4th - \$1.50 5th - \$1.00

ENTOMOLOGY

Level 1 – Teaming with Insects – (4H0021)

1. Educational display of the Insect Model you made
2. Educational display of the data you collected along with the different insects you found.
3. Educational display of the Invasive Species listed, a photo of each and a fact for each
4. Educational display of cricket behavior, sound record, and other observations

Level 2 – Teaming with Insects – (4H0022)

5. Educational display of 3 tools you made following the directions in the project book
6. Educational display of either your Berlese Funnell OR Indoor Insect trap along with the Insect Collection Data you collected.
7. Educational display including a photo of your mosquito tub and observation data.
8. Display a journal of at least 5 activities you completed including the observations and data you collected throughout the Level 2 project book.

Level 3 – Teaming with Insects – (4H0023)

9. Educational display on the career opportunities available to insect enthusiasts.
10. Educational display of the Dichotomous Key you created.
11. Educational display with trap photos, hypotheses and data observations.
12. Educational display of the 5 insect pest flyers you choose.

Pest Patrol - (D9922)

13. Educational display of a common weed and document its good and bad characteristics/uses
14. Educational display about the purple loosestrife
15. Educational display about deer ticks
16. Educational display about mosquitoes
17. Educational display about bats
18. Educational display about Honey Bees
19. Educational display about the gypsy moth caterpillar

Stop the Invasion/Invasive Species

20. Educational display of 3 local invasive species and how they can harm their surroundings
21. Educational display of the main ways invasive species spread
22. Educational display of a Spotted Lantern Fly

Premiums for the following classes are (except where otherwise indicated):

1st - \$5.00 2nd - \$4.00 3rd - \$3.00 4th - \$2.00 5th - \$1.00

INSECT COLLECTIONS

23. **Year 1** – Display a minimum of 25 different insects representing 5 insect orders, properly mounted and labeled
24. **Year 2** – Display a minimum of 50 different insects representing 7 insect orders, properly mounted and labeled
25. **Year 3** – Display a minimum of 70 different insects representing 9 insect orders, properly mounted and labeled
26. **Year 4** – Display a minimum of 90 different insects representing 10 insect orders, properly mounted and labeled.
27. **Special Collection** (for 3&4 year members only): Unique collection of a specific insect group. The collection must be labeled to identify the unique insect type (ex: aquatic or nocturnal insects) – record should be displayed in a binder.

BEE KEEPING – HONEY – (D9901)

28. Light Comb – 3 sections
29. Dark Comb – 3 sections
30. Light Extracted Honey – 3 one-pound jars
31. Amber Extracted Honey – 3 one-pound jars
32. Dark Extracted Honey – 3 one-pound jars
33. Beeswax Block – 1 pound
34. Educational display about any phase of the project.

\$3.50 \$3.00 \$2.50 \$2.00 \$1.50

Premiums for the following classes are (except where otherwise indicated):

1st - \$3.00 2nd - \$2.50 3rd - \$2.00 4th - \$1.50 5th - \$1.00

EXPLORING YOUR ENVIRONMENT

Ecosystems' Service – (4H0017)

35. Educational display on the different soil layers taken from a soil sample you have gathered. Include a short description of where the sample was retrieved
36. Educational display about how soil is made.
37. Educational display of the supply chain of a food product of your choice. Include labels for each part that uses energy such as transportation, electric, labor, refrigeration, etc.
38. Educational display of the eco-tourist/recreation sites located in your community.

Earths Capacity – (4H0018)

39. Educational display about the environmental impact of developing a piece of land. Include a photograph of the current state, and if possible a photograph or description of the property before and after development.
40. Educational display that describes the changes in carrying capacity.
41. Educational display of the species of butterflies observed on two different days, in the same location and at the same time.
42. Educational display about an invasive species of your choice.
43. Educational display of the greenhouse activity in the project book. Include the actual experiment used and the log of the temperatures you took for the experiment and what you have concluded about the experiment
44. Educational display of the trash your family produces in one week. Including a list of your recyclables, non-recyclables, and compostable items.
45. Educational display about ecological footprint is and how you can reduce it.

FISHING

Level 1 - Take the Bait - (D0830A)

46. Educational display of four (4) different kinds of fishing hook knots including directions on how to tie them
47. Assemble a tackle box equipped for fresh water fishing including at least ten (10) different items
48. Educational display of the water cycle and how it can affect fish and other wildlife.
49. Educational display identifying five (5) kinds of fish and the types of places you might find them.
50. Educational diagram of a fish of your choice showing the location of at least 15 parts
51. Educational display including three (3) types of tackle and five (5) types of bait (artificial bait only – no live bait) - labeled
52. Educational display of 4 species of fish caught in Pennsylvania with a label and brief description(including fishes name, description, size, gear used, rigging type, bit, lures, time of year, type of water, and where you caught it). At least one of those pictures must include a photo of you with a fish you caught.

Level 2 - Reel in the Fun - (D0840A)

53. Educational diagram of a spinning reel including at least nine (9) parts
54. Educational display of a fly wallet you made out of materials of your choice
55. Educational display using the Pennsylvania Fishing Regulation Guidebook selecting four species of fish to complete and display the Fishing Information Table.
56. Educational display of a “wooly bugger” you made
57. Educational display of ten (10) aquatic organisms/insects you might find in the waters that you fish
58. Educational diagram and pictures of how to perform a bait cast, overhead cast, overhand cast, fly cast, or other type of cast.
59. Educational display of a lure you made or decorated and describe what makes it attractive to fish.

Level 3 - Cast into the Future - (D0850A)

60. Educational display of one of the activities from the project book.

FORESTRY

Maple Syrup – (D9910)

61. Maple Syrup – 1 quart in glass container (1st year)
62. Maple Cream – 1 pound jar (2nd year)
63. Maple Candy – ½ pound (2nd year and above)
64. Maple Syrup Collective – 1 lb. Maple Cream & 1 pound cake Maple Sugar (3rd year) 1st - \$10 2nd - \$8 3rd - \$6 4th - \$4 5th - \$2
65. Educational display about any phase of the project.

\$3.50 \$3.00 \$2.50 \$2.00 \$1.50

Adopt – A – Tree - (D0420A)

66. Educational display completed within the project
67. Exhibit up to date project book and album of activities completed.
68. Exhibit showing the stages of your tree throughout the year

Trees + Me = Forestry - (D0430A)

69. Educational display of a leaf collection representing six different trees – Identified
70. Exhibit a wood cookie showing the tree rings, labeled with years and significant family dates in years
71. Educational display of any activity in the project book

Treetop - (D0440A)

72. Using the cut outs in the project book, exhibit the 3-D Forest Touch Box
73. Exhibit the Forest A-Z
74. Educational display of a tree of your choice including 8-10 facts about it

Advancing In Forestry - (D0450A)

75. Educational display showing the History of logging
76. Educational display on how paper is made
77. Educational display of 4 popular types of Christmas trees
78. Educational display of 3 different types of forest fires
79. Educational display on how to prevent forest fires

GEOLOGY

80. Educational Display from section 1: Rock Cycle
81. Educational Display from section 2: Nails for Breakfast
82. Educational Display from section 3: Rock Collection
83. Educational Display from section 4: Rock Candy (actual rock candy can be exhibited in the Foods section)
84. Educational Display from section 5: Core Sampling
85. Educational Display from section 6: Break-Apart Geodes

MANURE MANAGEMENT

86. Educational Display from Chapter 1: The Science of Manure
87. Educational Display from Chapter 2: Best Recipe for Manure & Soil
88. Educational Display from Chapter 3: Plants Utilizing Nutrients
89. Educational Display from Chapter 4: Manure Stacking
90. Educational Display from Chapter 5: Mapping the Land

91. Educational Display from Chapter 6: Being Water Wise with Manure
92. Educational Display from Chapter 7: Manure for all Seasons
93. Educational Display from Chapter 8: Manure Management Plan Implementation
94. Educational Display of 1 or more Careers from the Career Connections Lessons

OUTDOOR ADVENTURES

Level 1 - Hiking Trails - (D0800A)

95. Educational display about the ten (10) hiking essentials one should have for a one day trip
96. Educational display about the “Leave No Trace” or “Respecting the Trails” principles
97. Educational display about the compass you built including a description of one of the geometric shapes you mapped with it

Level 2 - Camping Adventures - (D0810A)

98. Educational display about tying and uses for six (6) knots
99. Educational display about planning a meal for an overnight camping trip including ingredients and the equipment needed to prepare the meal
100. Educational display about purifying water on the trail

Level 3 - Backpacking Expeditions - (D0820A)

101. Educational display about how to properly fit a backpack
102. Educational display of a map of your route to school or some other location in your community. Include landmarks, road names, and other topographical symbols
103. Educational display about a backpacking tent describing its features and their purpose(s)

WATER CONSERVATION

Level 1 - Water Conservation and the Water Lion – (D0670A)

104. Educational display of the average daily water use in your home activity
105. Educational display of the “Big Drip” or the “Leak Detective” activity including your results
106. Educational display of at least five ways to conserve water in your home

Level 2 - Incredible Water with the Water Lion – (D0675A)

107. Educational display of the water content of at least 10 different foods **or** in the human body
108. Educational display of the three forms of water and the process of evaporation and condensation
109. Educational display of the five properties of water
110. Educational display of the six major watersheds in PA
111. Educational display of your watershed from Activity 6
112. Educational display describing the three major types of clouds

Level 3 - Water Quality Matters – (D0680A)

113. Educational display of the Contamination Central or My Water Source and Land Use activity

- 114. Educational display of one of the three parts of the Settling Sediment and Stream Bank Vegetation activity
- 115. Educational display of the pH Exploration activity
- 116. Educational display from water quality activity #5
- 117. Educational display of 8-10 class I, II, or III organisms

Rain to Drain – Slow the Flow

- 118. Educational display of the Water Cycle
- 119. Educational display about the importance of Green Infrastructure
- 120. Create a green plan for your property using the online tools provided
- 121. Educational display of a Career related to stormwater or green infrastructure

WILDLIFE

WILDLIFE IS ALL AROUND US

The Wildlife Detective – Book 1

- 122. Educational display of the habitat of an animal of your choice
- 123. Educational display explaining the difference between herbivore & carnivore

Spring (Book 2)

- 124. Educational display exhibiting one of the projects in the project book
- 125. Birdhouse made by 4-H member with an index card listing the birds you hope to attract

Summer (Book 3)

- 126. Educational display of one project in the project book
- 127. 3 plaster castes of animal tracks (identified)
- 128. **Fall (Book 4)** – Display a map describing different types of cover for animals (labeled)
- 129. **Winter (Book 5)** – Educational display describing animal signs that can be found in winter

WILDLIFE ECOLOGIST (D0610A)

- 130. Completed nature journal based on the suggested activities in the project book.
- 131. Educational display of Wildlife Habitats
- 132. Educational display of Wildlife Populations

WILDLIFE MANAGER (D0615A)

- 133. Completed nature journal based on the suggested activities in the project book.
- 134. Educational Display of Activity 2 – Identifying Resources in your study area.
- 135. Educational Display of five (5) different careers related to wildlife.

WOODWORKING FOR WILDLIFE

- 135. Exhibit completed Bird Feeder
- 136. Exhibit Wood Duck Nest Box
- 137. Exhibit completed Live Trap

BIRDING

- 138. Educational Display of 10 different identified birds you took a picture of yourself
- 139. Bird feeder using the instructions in the project book

- 140. Educational Display another topic in the project book
- 141. **Endangered Wildlife Project** – Educational display of an endangered wildlife species found in Pennsylvania

4-H SHOOTING SPORTS - **NOTE* Youth may only take these projects under the direction of a Certified 4-H Shooting Sports Instructor.*

Riflery Junior (8-12)

- 142. Educational display showing 10 parts of a Rifle
- 143. Educational display of you shooting from two of the three positions with descriptions
- 144. Educational display of the Ten Commandments of Gun Safety
- 145. Educational display on the use and purpose of this sporting instrument
- 146. Educational display on Personal Protective Safety Equipment used
- 147. Exhibit 3 best targets in any position following the requirements on page 13 of the project book

Riflery Senior (13-18)

- 148. Educational display showing 15 parts of a Rifle
- 149. Educational display of you shooting from all three positions with descriptions
- 150. Educational display of the Ten Commandments of Gun Safety
- 151. Educational display on the use and purpose of this sporting instrument
- 152. Educational display on Personal Protective Safety Equipment used
- 153. Exhibit 3 best targets in any position following the requirements on page 13 of the project book

Best in Show - Jr
Best in Show - Sr

Ribbon or Rosette
Ribbon or Rosette

SECTION 25

4-H STEM

Premiums for the following classes are:

1st - \$3.00 2nd - \$2.50 3rd - \$2.00 4th - \$1.50 5th - \$1.00

AERODYNAMICS & MODEL AIRPLANES

1. Educational Display of Basic Aerodynamics
2. Glider built using the information provided
3. Educational Display from another section in the project book

AEROSPACE – (Aerospace Level 1 – Cloverbud’s)

Level 2 - Lift Off – (C0721A)

4. Educational exhibit of a rocket labeled with the 9 parts listed in the word bank
5. Display a straw rocket. Include the test results of 4 test flights on an index card
6. Educational poster depicting and describing 6 different types of aircraft
7. Build and exhibit a diamond kite
8. Educational exhibit using the International Phonetic Alphabet illustrating the 4-H theme for the current year.
9. Educational exhibit of a plane labeled with 10 parts from the nose to the tail section

Level 3 - Reaching New Heights – (C0722A)

10. Exhibit the straw and balloon rocket and include the 5 test results on an index card
11. Educational exhibit of the control panel/flight simulator
12. Exhibit a front rudder straw glider and include the test flights chart of your data on an index card
13. Educational exhibit depicting 5 constellations and their names and locations in the sky with respect to the North Star
14. Exhibit a Nagasaki Hata Fighter Kite
15. Educational exhibit illustrating a helicopter. Label with parts and descriptions

Level 4 - Pilot in Command – (C0723A)

16. Exhibit the Altitude Tracker you constructed. Calculate and record 4 rocket launches on an index card
17. Educational exhibit describing the 6 types of pilot ratings available, requirements for each.
18. Educational exhibit describing 6 navigation methods including their accuracy, reliability, maintenance, and problems of each method
19. Exhibit a Brouhaha Box Kite
20. Complete the “Care in the Air” activity and display your findings, ultimate choice, and your reasoning

COMPUTER SCIENCE

Level 1 - Scratch Fundamentals

21. Educational display from the Sequence activity section
22. Educational display from the Iteration activity section
23. Educational display from the Conditionals activity section
24. Educational display from the Variables activity section

- 25. Educational display from the Modularization activity section
- 26. Educational display from the Balloon Pop activity section

Level 2 - Scratch Explorations

- 27. Educational display from the Clones activity section
- 28. Educational display from the Modularization activity section
- 29. Educational display from the Lists activity section

ELECTRICITY

Level 1 - Magic of Electricity – (C0520A)

- 30. Simple working circuit using a light, buzzer, lamp, or other electric powered Object
- 31. Educational display of Conductor/Insulator Test OR Elector Magnet
- 32. Educational display of at least 8 pieces of basic electronic equipment and its Name

Level 2 - Investigating Electricity – (C0525A)

- 33. Simple telegraph, burglar alarm, or rocket launch system
- 34. Educational display of a circuit diagram with symbols labeled
- 35. Educational display of a 3 way switch you made with explanations of how it works

Level 3 - Wired for Power – (C0530A)

- 36. Electrical tool and supply kit with items labeled
- 37. Display of electrical floor plan(s) of your home (minimum 5 rooms) showing location of the service entrance panel and all switches, receptacles, and fixtures using appropriate symbols
- 38. A switch, labeled as either single pole or three way, correctly wired

Level 4 - Entering Electronics – (C0535A)

- 39. Working integrated circuit
- 40. LED circuit with blinking light
- 41. Alarm built using photocell or an SCR intruder alarm

Ham Radio - *member must carry the Electronics project to exhibit in this category (get the project idea starter publication from the Extension Office)*

- 42. Exhibit Amateur Radio Communication system (HAM Radio)
- 43. Educational Display of HAM Radio or other types of communication system

JUNK DRAWER ROBOTICS – All classes reflect the activities in this 4-H project. Classes will be judged on design, functionality, and durability. Member may be requested to demonstrate their project at a designated time and place.

Level 1 - Give Robots A Hand – (4H0007)

- 44. Marshmallow Catapult (Activity E)
- 45. Robotic Arm (Activity I)
- 46. Pneumatic Arm (Activity Q)

Level 2 - Robots on the Move – (4H0008)

- 47. Clipmobile (Activity D)
- 48. Can-Can Robot (Activity H)
- 49. Sea Hunt ROV (Activity R or S)

Level 3 – Mechatronics – (4H0009)

50. Parallel Circuit (Activity A)
51. Learn Braille (Activity G)
52. Design a Robot to do a specific task (Activity U) – task must be identified on index card and displayed with robot

ROCKETRY

Level 1: 2- Liter Bottle Rockets – (4H501)

53. Educational Display from Section 1: Rockets & How They Move
54. Educational Display from Section 2: Moving Questions About Rockets
55. Educational Display from Section 3: Let's Get Launching!

Level 2: Solid Fuel Model Rockets – (4H503)

56. Educational Display from Section 1: Rockets & How They Move
57. Educational Display from Section 2: Moving Questions About Rockets
58. Educational Display from Section 3: Let's Get Launching!
59. Exhibit actual rocket and Summary of your Flight Data easily understood by the reader. (rocket should NOT be ready for launch)

SMALL ENGINES

Level 1 - Crank It Up – (C0300A)

60. Educational display of a small (18 h.p. max) engine with external parts identified by name and function
61. Educational display of 10 tools or a poster with pictures of 10 tools and describe their functions (if using actual tools, be sure to fasten them securely to display board)
62. Educational display focusing on small engine shop safety (Caution Corners)

Level 2 - Warm It Up – (C0310A)

63. Educational display of a small (18 h.p. max) engine with internal parts identified by name and function
64. Educational display on engine oil viscosity and service classification
65. Educational display focusing on tractor safety using the center of gravity.

Level 3 - Tune It Up! – (C0315A)

66. Educational display on identifying and using 5 different Diagnostic Tools listed in the project book.
67. Educational display on research done in consideration of starting a small engine business

THE POWER OF THE WIND

68. Exhibit the Wind Powered Sailboat you made along with answering the Talk About It questions related to the project in your Engineering Notebook
69. Exhibit the Pinwheel you made along with answering the Talk About It questions related to the project in your Engineering Notebook.
70. Educational display of how wind can produce electricity
71. Educational display of Facts About Wind Farms
72. Educational display of an exhibit of your choice not offered above

WOODWORKING - All entries should be taken from the corresponding Woodworking activity books. (Woodworking Level 1 – Cloverbud's)

Level 2 - Making the Cut – (C0822A)

- 73. Napkin or Letter Holder
- 74. Bird House
- 75. Foot Stool
- 76. Other – with plans, requires pre-approval by Extension Office prior to entry

Level 3 - Nailing it Together – (C0823A)

- 77. Boomerang
- 78. Belt Buckle
- 79. ABC Learning Tree Puzzle
- 80. Bookcase
- 81. Other – with plans, requires pre-approval by Extension Office prior to entry

Level 4 - Finishing Up – (C0824A)

- 82. Toy Vehicle
- 83. Hockey Board
- 84. Step Stool Chair
- 85. Toy Animal
- 86. Door Knocker
- 87. Other – with plans, requires pre-approval by Extension Office prior to entry

BONUS: Member must have entered and exhibited in at least one other Red Metal Building/non-animal project in order to enter in any BONUS class

BONUS: LEGO

- 88. Jr. - Educational display of a LEGO design you created
- 89. Sr. - Educational display of a LEGO design you created
- 90. Jr. - Model made from Legos or other similar materials
- 91. Sr. - Model made from Legos or other similar materials

Best in Show - Jr
Best in Show - Sr

Ribbon or Rosette
Ribbon or Rosette

SECTION 30
4-H LEADERSHIP & PERSONAL DEVELOPMENT

Premiums for the following classes are:

1st - \$3.00 2nd - \$2.50 3rd - \$2.00 4th - \$1.50 5th - \$1.00

4-H CAREER OPPORTUNITIES

Entrepreneurship

1. Educational Display from any section in the book showing the planning stages of your product/business/marketing/funding etc.

People, Work, and Me – (E0130A)

2. Educational display on the things that interest you, using the list provided and others you come up with on your own.
3. Educational display of Activity #3 on what you want to be “when you grow up”
4. Educational display of Work People Do Activity listing Good or Service Producing work.

Get in the Act/Workforce Readiness – (E9901)

5. Educational exhibit about one of the activities you did for this project
6. Educational display about the What the Future Path Will You Take activity

Exploring the Food Business (E9902)

7. Create a map of a grocery store indicating the various sections of the store where items are located
8. An educational display demonstrating the steps it takes to get a specific food product from the farm or producer to the grocery shelf (i.e. bread, milk, banana, ketchup, etc.)
9. An educational display demonstrating the three different production methods indicating advantages, disadvantages, and the estimated cost of each
10. Design an ad for a new food item that you created in Activity 7 of your activity guide
11. Demonstrate 3 to 5 employment opportunities within the food industry

STEP UP TO LEADERSHIP

Workbook – Level 1

12. Educational display using only spoken/written step by step directions to help someone complete a task
13. Educational display showing 3 different types of non-verbal communication and what each means
14. Educational display mapping out a Goal/Project plan with steps along the way

Workbook – Level 2

15. Educational display of all your responsibilities and the hours you spend doing these tasks each week
16. Educational display of 3 hidden talents you discovered in your family, club or group of friends
17. Educational display of how to handle conflicts in a group

Workbook – Level 3

18. Educational display of your own treasure chest displaying 5 of your strengths & 5 weaknesses
19. Educational display of the mission statement and vision you created for Teen

- Council as indicated in the activity.
20. Educational display showing leadership roles of Wizard of Oz characters

Additional: Step Up to Leadership – (F0180A, F0185A, F0190A) - poster sizes do not apply

21. Outline and photo essay depicting a club, county, or other public demonstration you gave
22. Outline and photo essay depicting a community service project you organized and carried out
23. Exhibit with photos of an interview you planned and conducted with a local, county, or state elected official
24. Exhibit with photos of a presentation you made at a town hall, county commissioner, or other public meeting
25. Exhibit with photos of any other leader activity you have organized and/or carried out

Service Learning

26. Educational Display from any section in the project book showing the planning stages, learning objectives through the community service and final Service Learning conducted.

PERSONAL DEVELOPMENT

Rubbing Elbows With Your Ancestors (G9904) – Attach an index card indicating why you chose to rub this particular stone.

27. **Jr – Ages 8-10** - Exhibit – Mount rubbing on cardboard so it can stand alone
28. **Intermediate – Ages 11-14** - Exhibit – Mount rubbing on cardboard so it can stand alone
29. **Sr – Ages 15-18** - Exhibit – Mount rubbing on cardboard so it can stand alone

Shake Your Family Tree (J9904) – Poster sizes do not apply.

Level 1

30. Educational display of a three generation Ancestor Chart including photos if possible
31. Assemble a notebook containing a three generation Ancestor Chart and the corresponding Family Information sheets

Level 2

32. Educational display of a four generation Ancestor Chart including photos if possible
33. Assemble a notebook containing a four generation Ancestor Chart and the corresponding Family Information sheets

Level 3 (use level 2 book)

34. Educational display a five (or more) generation Ancestor Chart including photos if possible
35. Assemble a notebook containing a five (or more) generation Ancestor Chart and the corresponding Family Information sheets

Home Alone and OK - (J0530A)

Jr. Age 8-12

- 36. Educational display of 3 things to help prevent accidents at home
- 37. Educational display showing the time line of your typical day
- 38. Educational display of 3 rules you have at home

Sr. Age 13-18

- 39. Educational display from the What to do if.... Activity
- 40. Educational display of Emergency situations Activity
- 41. Educational display of 5 rules you have at home
- 42. Educational display of snacks you are allowed to have or make while home alone

Exploring the Treasures of 4-H (M9810A)

Jr. Age 8-10

- 43. Educational display of the Exploring the 4 H's Activity
- 44. Educational display of the Treasure Box you created
- 45. Educational display of the Your Neighborhood Activity showing at least 6 important locations
- 46. Educational display activity not listed above

Int. Age 11-14

- 47. Educational display of the Exploring the 4 H's Activity
- 48. Educational display of the Treasure Box you created
- 49. Educational display of the Your Neighborhood Activity showing at least 6 important locations
- 50. Educational display activity not listed above

Sr. Age 15-18

- 51. Educational display of the Exploring the 4 H's Activity
- 52. Educational display of the Treasure Box you created
- 53. Educational display of the Your Neighborhood Activity showing at least 6 important locations
- 54. Educational display activity not listed above

- 55. **Generation Celebration – (J0710A)** – Exhibit depicting any phase of the project

Babysitting Beginnings

- 56. Babysitting Time Planner
- 57. Exhibit of Sitting Safely (what to do in an emergency)
- 58. Babysitters Kit
- 59. Other – must be approved by Extension Office prior to entry

COMMUNICATIONS

Picking Up the Pieces - Level 1 (K9930)

- 60. Educational display about symbols used to communicate safety warnings, directions, or other topics
- 61. Educational display about the different modes of communication used by people in their daily lives
- 62. Educational display of the Family Quiz Game you created.

Putting it Together - Level 2 (K9931)

63. Educational display on how to make a good first impression
64. Educational display of at least 12 emoticons and/or acronyms used regularly during electronic communication conversations
65. Educational display comparing four (4) similar items (pictured or drawn), using the oral reasonings note card format found in the workbook

The Perfect Fit - Level 3 (K9932)

66. Educational display of an ad/flyer you developed and created to promote the 4-H section of the Red Metal Building.
67. Educational display of at least three (3) types of presentation aids and why/under what circumstances they might be used

Premiums for all the following classes are:

1st - \$3.50 2nd-\$3.00 3rd - \$2.50 4th - \$2.00 5th - \$1.50

FINANCE

My Financial Future – Level 1 - (4H0137A)

68. Educational display of the Who Needs That? activity
69. Educational display of the Let's Get SMART Activity
70. Educational display from Charging it Up Activity
71. Educational display from Managing Your Money Flow Activity
72. Educational display from Banking your \$\$\$\$ Activity

My Financial Future – Level 2 - (4H017B)

73. Educational display from Module 1: Earning Income & Career Planning
74. Educational display from Module 2: Organizing Your Flow
75. Educational display from Module 3: Bank On It
76. Educational display from Module 4: Making Your \$ Work 4U
77. Educational display from Module 5: Credit & Consumer Breadcrumbs

Kids & Kash (J0110A), (J0110B), (J011D), (J0110E) – Exhibit consists of 4 completed issues and at least one of the following:

78. Educational display of one item cost comparison from 3 different locations
79. Educational display to advertise a product of your choice – should be your own original design.
80. Educational display of the change in price of an item of your choice over a period of time.
81. Educational display on returning and/or complaining about a product
82. Educational display of at least 5 Jingles or slogans that are geared towards kids

The Rent Event (E9970)

83. Renters survival kit
84. Educational display from any portion of the project book

Reading Makes Cents (J0170A)

85. Reading Makes Cents Journal – select one activity of your choice from each of the 7 chapters and put them in a journal/binder. Pg.2 of the Activity Guide
86. History of Money – Coin Rubbings – educational display of all current coins in

- circulation (penny, nickel, dime, quarter, half dollar). (p.4)
87. Managing Money – Location Logistics – educational display of the trip you planned from your home to the nearest US Mint Location (p. 32)
 88. Earning Money – Mighty Minis – Make a mini comic book using the instructions in your Activity Guide (p. 57)
 89. Spending Money – Century Village Coupon Swap – Plan a party food menu using cookbooks and coupons. Make an educational display showing your party recipes, coupons used, etc. (p. 70)
 90. Saving Money – Piggy Bank Set – Design and display your own piggy bank (p.85)
 91. Sharing Money – Care Chain – Make a Care Chain with volunteering, donating, etc. you would like to accomplish (MAX 25 chain lengths) (p.106)
 92. Borrowing and Lending Money – Calligraphy Accounts – educational display showing your calligraphy skills (p. 134)

CITIZENSHIP

Citizenship Adventure (F0251A)

93. Educational exhibit about a community service project that you chaired/organized
94. Complete and display the Public Adventures Adventure Kit in a three ring notebook.

Club Officer Leadership

Elected 4-H Club Officers may exhibit in their appropriate Officer class for this 4-H year. The exhibit should consist of an educational display; a) demonstrating at least 5 main responsibilities within the club, b) at least 1 photo of the member doing their job, c) at least 1 thing you learned from holding this office.

95. President
 96. Vice-President
 97. Secretary
 98. Treasurer
 99. News Reporter/Historian
 100. Club Social/Recreational Leader
 101. Pledge Leader
 102. Other
103. **Self Determined** Jr – Requires Educator approval
 104. **Self Determined** Int – Requires Educator approval
 105. **Self Determined** Sr – Requires Educator approval

Best in Show - Jr
Best in Show - Sr

Ribbon or Rosette
Ribbon or Rosette

SECTION 33 CLOVERBUDS

1. 4-H Members must be ages 5-7 as of **January 1** of the current year.
2. Entries are not judged, however, participation ribbons are awarded for each exhibit.
4. Members may exhibit any project or activity created in the current year.
5. Members must exhibit at least one of the **Project Requirement** classes 1-7. In addition to the display of the base/Project Requirement project, members may exhibit in as many of the optional/Supplemental exhibit classes as they would like.
6. Only enrolled 4-H Horse Cloverbuds are eligible to exhibit class #7. Horsin Around project.
7. Choose an activity from your current year Activity Book to create and display in the Red Metal Building.

Project Requirement Classes

Base Projects (classes 1-7) – each Cloverbud must enter and exhibit in at least one of these classes

1. Exploring Farm Animals
2. Exploring Treasures of 4-H
3. 4-H Plant Fun
4. Woodworking Level 1
5. Aerospace Level 1
6. Creepy Crawlies - Entomology
7. Horsin Around (*only available to 4-H Horse Cloverbud members*)

Supplemental Exhibit/Optional Projects

- Cloverbuds may choose as many projects (classes 8-18) as they wish
 - Cloverbud Project Curriculum for classes 8-18 can be found in the Cloverbud Resource Manual, Cloverbud Activity Book A, B, C or any general item made by the Cloverbud that fits in a category below. See your Cloverbud Club Leader for additional activity instructions.
8. Science and Technology
 9. Community Expressive Arts – i.e. Photography
 10. Healthy Living
 11. Environmental/Earth Science
 12. Personal Development
 13. Citizenship/Civic Education
 14. Plants and Animals
 15. Good Vibrations
 16. Bubble Mania
 17. Bugs, Butterflies, Worms, and Spiders
 18. Other

SECTION 34 4-H GROUP EXHIBITS

1. The judging sheets for these group exhibits will include attracts attention, arouses interest, conveys message, design, originality, and workmanship.

Club name and exhibit committee identified	5 points
4-H Theme – clearly stated	5 points
Conveys a 4-H message	20 points
Attracts attention	20 points
Design	20 points
Originality	10 points
Use of lighting, color, and/or motion	10 points
Workmanship – quality of work	<u>10 points</u>
	100 points

2. Exhibit should be constructed by 4-H club members **with minimal assistance from leaders and/or adults.**
3. A list of the members who helped construct the exhibit and their ages must be included as part of the exhibit.
4. All clubs will have a 4ft x 4ft space for the Club Exhibit.
5. Entry forms are due to the Extension Office by **July 1, 2024**
6. Please remember that exhibits extending to the edges of the table can easily be disturbed by small children or accidental contact by exhibit audiences.
7. Club scrapbook should display the clubs year, history from last year's fair date to this year's fair date
8. All club exhibits (class #1) that do not place will receive \$5.00.

NOTE Club Banners (class # 3 & # 4) need to be made out of cloth or paper and easy to roll up and re-use to promote 4-H at another function)

Class

1. 4-H Club Exhibit 2024 4-H Theme: 4-H will open new doors to do more in 2024
 1st - \$50 2nd - \$45 3rd - \$40 4th - \$35 5th - \$30
2. Scrapbook
 1st - \$10 2nd - \$8 3rd - \$6 4th - \$4 5th - \$2
3. Club Banner *(24" h x 42" w) – 2024 4-H Theme: 4-H will open new doors to do more in 2024
 1st - \$10 2nd - \$8 3rd - \$6 4th - \$4 5th - \$2
4. Club Banner* (24" h x 42" w) – General–Not to be re-used from year to year
 1st - \$10 2nd - \$8 3rd - \$6 4th - \$4 5th - \$2
5. Club Quilt – Quilt made by 4-H youth in a club setting. Dimensions must be lap size or larger.
 1st - \$20 2nd - \$16 3rd - \$12 4th - \$8 5th - \$4
6. Club Project: No premiums, For Display Only. Clubs should list their Club Project and briefly explain their intended Club Project exhibit on the RMB entry form for space purposes so the RMB committee can accommodate for Club Project space needed.

THIS PAGE LEFT INTENTIONALLY BLANK

4-H ___ or FFA ___? (Check ONE)

Wayne County 4-H & FFA Dairy Entry Form

Please Print!!

Name _____ Address _____ T Shirt Size _____

Phone # _____ Email: _____ Date of Birth _____ Age (as of 1/1) _____ Club/Chapter _____

Breed : 1 Ayrshire (A) - 2 Brown Swiss (BS) - 3 Guernsey (G) - 4 Holstein (B&W) - 5 Holstein (R&W) - 6 Jersey (J) - 7 Milking Shorthorn (MS)

Dept. # 10	Section # 2	Breed-	Class #	Registration #	Sire & Dam Name	Breeder & Current Owner & Address
Name of Animal			Date of Birth	Sire	Sire	Breeder
Registration #			Lease Animal ___yes ___no	Dam	Dam	Owner
			Due Date			
Dept. # 10 Section # 2 Breed-			Class #	Registration #	Sire & Dam Name	Breeder & Current Owner & Address
Name of Animal			Date of Birth	Sire	Sire	Breeder
Registration #			Lease Animal ___yes ___no	Dam	Dam	Owner
			Due Date			
Dept. # 10 Section # 2 Breed-			Class #	Registration #	Sire & Dam Name	Breeder & Current Owner & Address
Name of Animal			Date of Birth	Sire	Sire	Breeder
Registration #			Lease Animal ___yes ___no	Dam	Dam	Owner
			Due Date			

Please complete one section for each animal. If you are only entering one animal do not separate this form. We will not accept this form if it is not completely filled out. No blanks should be left or the animals will not be entered.
 Submit forms by July 1, 2024 to: Wayne County Extension Office, 648 Park Street – Suite E, Honesdale PA 18431
IMPORTANT: Any exhibitor wishing to show in the open show must also fill out a W.C.F. Open Dairy Entry Form in addition to this 4-H/FFA entry form! A copy of this form **WILL NOT** be accepted as your open entry, unless all numbers and necessary information has been changed to reflect open classes!

Dept. # 10	Section # 2	Breed-	Class #	Registration #	Sire & Dam Name	Breeder & Current Owner & Address
Name of Animal			Date of Birth	Sire	Sire	Breeder
Registration #			Lease Animal ___yes ___no Due Date	Dam	Dam	Owner
Dept. # 10	Section # 2	Breed-	Class #	Registration #	Sire & Dam Name	Breeder & Current Owner & Address
Name of Animal			Date of Birth	Sire	Sire	Breeder
Registration #			Lease Animal ___yes ___no Due Date	Dam	Dam	Owner
Dept. # 10	Section # 2		Section # 2	Breed-	Class #	Registration #
Name of Animal			Date of Birth	Sire	Sire	Breeder
Registration #			Lease Animal ___yes ___no Due Date	Dam	Dam	Owner

If entering in the 4-H/FFA Dam & Daughter class please check the box and enter the breed number(s)

Class 38 – Dam & Daughter - breed # _____, _____, _____

I agree to present my animals and abide by the rules and regulations contained within the current years Wayne County Fair Premium Book and the Pennsylvania 4-H Code of Conduct/FFA Code of Conduct.

Signature of 4-H/FFA Member _____

Date _____

Signature of Parent/Guardian _____

Date _____

Approved by: _____

4-H & FFA Beef Entry Form – Breeding Classes
(Signatures Required on Reverse)

Name _____ 4-H/FFA Age as of 1/1 _____ Birth Date _____

Address _____

Phone # _____ Club/Chapter Name _____ 4-H ___ or FFA ___ ? (Check ONE)

Please indicate the breed of the animal by using one of the provided codes

- | | | | |
|--------------|---------------|-------------------|----------------------|
| 1. Angus | 4. Simmental | 7. Shorthorn Plus | 9. Maine Anjou |
| 2. Charolais | 5. Maintainer | 8. Red Angus | 10. All Other Breeds |
| 3. Hereford | 6. Shorthorn | | |

Department 10 Section 3 Breed _____ Class _____

Animal Name _____ Birth Date _____

Registration # _____ Breeder/Handler _____

Ear Tag # (RFID Preferred or tag listed on registration paper) _____

Sire Registration # _____ Name _____

Dam Registration # _____ Name _____

Department 10 Section 3 Breed _____ Class _____

Animal Name _____ Birth Date _____

Registration # _____ Breeder/Handler _____

Ear Tag # (RFID Preferred or tag listed on registration paper) _____

Sire Registration # _____ Name _____

Dam Registration # _____ Name _____

Department 10 Section 3 Breed _____ Class _____

Animal Name _____ Birth Date _____

Registration # _____ Breeder/Handler _____

Ear Tag # (RFID Preferred or tag listed on registration paper) _____

Sire Registration # _____ Name _____

Dam Registration # _____ Name _____

Please complete one section for each animal – one exhibitor with a maximum of three animals per page. If you are only entering one animal, DO NOT SEPARATE FORM. We will not accept this form if it is not completely filled out. No blanks should be left or the animal will not be entered.

Submit forms by July 1, 2024 to: **Wayne County Extension Office**
648 Park Street – Suite E
Honesdale PA 18431

PLEASE NOTE THAT IF YOU WISH TO ENTER IN THE OPEN CLASS YOU MUST FILL OUT AN OPEN CLASS ENTRY FORM!! YOU WILL NOT AUTOMATICALLY BE ENTERED IN THE OPEN CLASSES BY FILLING OUT THIS FORM!

Approved By: _____

I agree to present animals and abide by the rules and regulations contained within the current years Wayne County Fair Premium Book, the Pennsylvania 4-H Code of Conduct, 4-H Member Behavioral Expectations, FFA Code of Conduct & the Wayne County 4-H & FFA Livestock Handbook.

Signature of 4-H/FFA Member

Date

Signature of Parent/Guardian

Date

4-H & FFA Beef Entry Form – Feeder Classes

(Signatures Required on Reverse)

Name _____ 4-H/FFA Age as of 1/1 _____ Birth Date _____

Address _____

Phone # _____ Club/Chapter Name _____ 4-H ___ or FFA ___ ? (Check ONE)

Please indicate the breed of the animal by using one of the provided codes, if the animal is crossbred, the

SIRE's breed should be used to indicate the entry's breed.

- | | | | |
|--------------|---------------|-------------------|----------------------|
| 1. Angus | 4. Simmental | 7. Shorthorn Plus | 9. Maine Anjou |
| 2. Charolais | 5. Maintainer | 8. Red Angus | 10. All Other Breeds |
| 3. Hereford | 6. Shorthorn | | |

See Homebred/Owner-Breeder definition: Wayne County 4-H & FFA Livestock Member Handbook
AND/OR WCF Premium Book, Department 10 4-H & FFA Rules & Regulations

Animal Name _____ Steer ___ Heifer ___

Breed _____ Visual Ear Tag # _____ (REQUIRED)

Homebred/Owner/Breeder? ___ yes ___ no RFID Tag # _____

For Office Use:

Department 10 Section 3 Class _____ Official Weight _____

Animal Name _____ Steer ___ Heifer ___

Breed _____ Visual Ear Tag # _____ (REQUIRED)

Homebred/Owner/Breeder? ___ yes ___ no RFID Tag # _____

For Office Use:

Department 10 Section 3 Class _____ Official Weight _____

Animal Name _____ Steer ___ Heifer ___

Breed _____ Visual Ear Tag # _____ (REQUIRED)

Homebred/Owner/Breeder? ___ yes ___ no RFID Tag # _____

For Office Use:

Department 10 Section 3 Class _____ Official Weight _____

Please complete one section for each animal – one exhibitor with a maximum of three animals per page. If you are only entering one animal, DO NOT SEPARATE FORM.

We will not accept this form if it is not completely filled out. No blanks should be left or the animal will not be entered.

Submit forms by July 1, 2024 to: **Wayne County Extension Office**
648 Park Street – Suite E
Honesdale PA 18431

PLEASE NOTE THAT IF YOU WISH TO ENTER IN THE OPEN CLASS YOU MUST FILL OUT AN OPEN CLASS ENTRY FORM!! YOU WILL NOT AUTOMATICALLY BE ENTERED IN THE OPEN CLASSES BY FILLING OUT THIS FORM!

Approved By: _____

I agree to present animals and abide by the rules and regulations contained within the current years Wayne County Fair Premium Book, the Pennsylvania 4-H Code of Conduct, 4-H Member Behavioral Expectations, FFA Code of Conduct & the Wayne County 4-H & FFA Livestock Handbook.

Signature of 4-H/FFA Member

Date

Signature of Parent/Guardian

Date

4-H & FFA Sheep Entry Form – Breeding Classes

(Signatures Required on Reverse)

Name _____ 4-H/FFA Age as of 1/1 _____ Birth Date _____

Address _____

Phone # _____ Club/Chapter Name _____ 4-H ___ or FFA ___? (Check ONE)

Please indicate the breed of the animal by using one of the provided codes

- | | | | |
|--------------------|--------------------|---------------|----------------------|
| 1. Cheviot | 5. Dorset – polled | 9. Suffolk | |
| 2. Corriedale | 6. Merino | 10. Tunis | 13. Finn |
| 3. Hampshire | 7. Shropshire | 11. Texel | 14. All Other Breeds |
| 4. Dorset – horned | 8. Southdown | 12. Montadale | |

Department 10 Section 4 Breed _____ Class _____

Animal Name _____ Birth Date _____

Registration # _____ Ear Tag # _____

Sire Registration # _____ Name _____

Dam Registration # _____ Name _____

Breeder/Handler _____

Department 10 Section 4 Breed _____ Class _____

Animal Name _____ Birth Date _____

Registration # _____ Ear Tag # _____

Sire Registration # _____ Name _____

Dam Registration # _____ Name _____

Breeder/Handler _____

Department 10 Section 4 Breed _____ Class _____

Animal Name _____ Birth Date _____

Registration # _____ Ear Tag # _____

Sire Registration # _____ Name _____

Dam Registration # _____ Name _____

Breeder/Handler _____

Please complete one section for each animal – one exhibitor with a maximum of three animals per page. If you are only entering one animal, DO NOT SEPARATE FORM.

***We will not accept this form if it is not completely filled out. No blanks should be left or the animal will not be entered.

Submit forms by July 1, 2024 to: Wayne County Extension Office
648 Park Street – Suite E
Honesdale PA 18431

PLEASE NOTE THAT IF YOU WISH TO ENTER IN THE OPEN CLASS YOU MUST FILL OUT AN OPEN CLASS ENTRY FORM!! YOU WILL NOT AUTOMATICALLY BE ENTERED IN THE OPEN CLASSES BY FILLING OUT THIS FORM!

Approved By: _____

I agree to present animals and abide by the rules and regulations contained within the current years Wayne County Fair Premium Book, the Pennsylvania 4-H Code of Conduct, 4-H Member Behavioral Expectations, FFA Code of Conduct & the Wayne County 4-H & FFA Livestock Handbook.

Signature of 4-H/FFA Member

Date

Signature of Parent/Guardian

Date

4-H & FFA Dairy Goat Entry Form
(Signatures Required on Reverse)

Name _____ 4-H/FFA Age as of 1/1 _____ Birth Date _____

Address _____

Phone # _____ Club/Chapter Name _____ 4-H ___ or FFA ___ (Check ONE)

Please indicate the breed of the animal by using one of the provided codes

- | | | |
|---------------|--------------|--------------------|
| 1. Nubian | 4. Alpine | 7. Grades |
| 2. Toggenburg | 5. Saanen | 8. Recorded Grades |
| 3. Lamancha | 6. Oberhasli | 9. Nigerian Dwarf |

Department 10 Section 6 Breed _____ Class _____

Animal Name _____ Birth Date _____

Registration # _____ Ear Tag # _____

Sire Registration # _____ Name _____

Dam Registration # _____ Name _____

Breeder/Handler _____

Department 10 Section 6 Breed _____ Class _____

Animal Name _____ Birth Date _____

Registration # _____ Ear Tag # _____

Sire Registration # _____ Name _____

Dam Registration # _____ Name _____

Breeder/Handler _____

Department 10 Section 6 Breed _____ Class _____

Animal Name _____ Birth Date _____

Registration # _____ Ear Tag # _____

Sire Registration # _____ Name _____

Dam Registration # _____ Name _____

Breeder/Handler _____

.....
Please complete one section for each animal – one exhibitor with a maximum of three animals per page. We will not accept this form if it is not completely filled out. No blanks should be left or the animal will not be entered.

Submit forms by July 1, 2024 to:

Wayne County Extension Office
648 Park Street – Suite E
Honesdale PA 18431

For 4H & FFA members showing both dairy & meat goats

___ I wish to participate in dairy goat showmanship.

___ I wish to participate in meat goat showmanship

You cannot participate in both showmanship shows

Approved By: _____

PLEASE NOTE THAT IF YOU WISH TO ENTER IN THE OPEN CLASS YOU MUST FILL OUT AN OPEN CLASS ENTRY FORM!! YOU WILL NOT AUTOMATICALLY BE ENTERED IN THE OPEN CLASSES BY FILLING OUT THIS FORM!

I agree to present animals and abide by the rules and regulations contained within the current years Wayne County Fair Premium Book, the Pennsylvania 4-H Code of Conduct, 4-H Member Behavioral Expectations, FFA Code of Conduct & the Wayne County 4-H & FFA Livestock Handbook.

Signature of 4-H/FFA Member

Date

Signature of Parent/Guardian

Date

4-H Rabbit & Cavy Entry Form

(Signatures Required on Reverse)

Name _____ 4-H Age as of 1/1 _____ Birth Date _____

Address _____

Phone # _____ Club Name _____

Important

All entries are final. No substitutions will be allowed. Breed # and Class # information can be found in the premium book. Please make sure your entry information is correct. 4-H Members may only have two (2) rabbit entries (1 meat pen and 1 breeding rabbit or 2 breeding rabbits) and two (2) cavy entries. In order to enter a meat pen, members must be enrolled in the meat rabbit project by March 31st, project selection deadline.

RABBIT ENTRY

Department #	Section #	Breed #	Class #	Tattoo #	Office Use ONLY		
					GC/RC	BOB/BO	Award
10	9						
10	9						

MEAT PEN ENTRY

Department #	Section #	Breed #	Class #	Tattoo #	Office Use ONLY			
					GC/RC	BOB/BO	Award	Entry Weight
10	9		5					

CAVY ENTRY

Department #	Section #	Breed #	Class #	Tag #	Office Use ONLY		
					GC/RC	BOB/BO	Award
10	9						
10	9						

1. Each 4-H member is limited to two 4-H rabbit entries, and two cavy entries.
NOTE: a Meat Pen is considered one rabbit entry.
2. All rabbits must have a tattoo number. Tattooing will be available on entry day – there is no charge for 4-Hers.
3. All cavy must have an ear tag. Ear tags will be available on entry day – there is no charge for 4-Hers.
4. All Rabbits will be judged according to the latest rules of the American Rabbit Breeders Association. The latest rules of the American Rabbit Breeders Association will govern.
5. All rabbit members will automatically be placed in their Showmanship Class.

Entry form must be submitted by July 1, 2024 to:

Wayne County Extension Office
648 Park Street – Suite E
Honesdale PA 18431

Approved by _____

I agree to present animals and abide by the rules and regulations contained within the current years Wayne County Fair Premium Book, the Pennsylvania 4-H Code of Conduct, 4-H Member Behavioral Expectations, & the Wayne County 4-H & FFA Livestock Handbook.

Signature of 4-H/FFA Member

Date

Signature of Parent/Guardian

Date

Animal Owner or Caretaker's Verification of Veterinarian – Consultation – Relationship (VCR) statement for the animals being exhibited:

I attest and affirm that a "VCPR" exists with regard to any animals I will be exhibiting – as that phrase is defined in the Animal Exhibition Sanitation Law found at 3 Pa.C.S.A. § 2501 et seq. and any amendments thereto – exists with regard to any animals I will be exhibiting.

Exhibitor or Caretaker's Signature: _____

Date Signed: _____

Veterinarian's Name: _____

4-H
Non-Livestock (Red Metal Building) Entry Form
 (Signatures Required on Reverse)

Name _____

Address _____

4-H Age as of 1/1 _____ **Birth Date** _____ **Phone #** _____

Club Name _____

Dept.	Section	Class	Class Description (Not Project Name)
10	13	61	Beets, Topped (EXAMPLE)
10	19	30	B & W Photo – Altered Image – Jr. Exhibitor (EXAMPLE)
10			
10			
10			
10			
10			
10			
10			
10			
10			
10			
10			
10			
10			
10			
10			
10			
10			
10			
10			
10			
10			
10			
10			

Please submit by July 1, 2024 to: Wayne County Extension Office
 648 Park Street – Suite E
 Honesdale PA 18431

Approved by Extension Office _____

OVER

I agree to present my animals/exhibits and to abide by the rules and regulations contained within the Wayne County Fair Premium Book, the Pennsylvania 4-H Code of Conduct, & 4-H Member Behavioral Expectations.

Signature of 4-H Member

Date

Signature of Parent/Guardian

Date

Animal Owner or Caretaker's Verification of Veterinarian Client Patient Relationship

I, the undersigned, hereby verify the following:

1. I am the owner or caretaker of the animal(s) listed. Use additional sheets as necessary.

Official Animal ID/Other ID (list all IDs, including name*)	Breed	Sex	Age	Species	Vaccines/Tests (include name of test or product, date, results, etc.)

*If the animal has no official ID, please include a description, including color and all markings.

2. I have an established, ongoing "veterinarian-client-patient relationship" for the animal(s) described in the preceding paragraph with

_____ (print veterinarian's name), a licensed practitioner of veterinary medicine having the following business address:

3. I understand this ongoing "veterinarian-client-patient relationship" to be a relationship in which the veterinarian named in the preceding paragraph has assumed the responsibility for making veterinary medical judgments regarding the health of the animal(s) described above and the need for veterinary medical treatment of said animal(s), and in which I, as owner and/or caretaker of the animal(s), have agreed to follow the instructions of the veterinarian in relation to animal diseases.

4. I attest and affirm that a "veterinarian client patient relationship," as that phrase is defined in the Veterinary Medical Practice Act, which is set forth below, exists with regards to the animals identified above in this form and for all animals I will be exhibiting.

I verify the foregoing to be accurate. I make the foregoing statement subject to the penalties of 18 Pa.C.S.A. § 4904 (relating to unsworn falsification to authorities). In witness of this, I have signed and dated this verification below. If the owner/caretaker is under 18 years of age, the signature of a parent/guardian is required.

Printed Name of Owner/Caretaker Signature of Owner/Caretaker Date

Address of Owner/Caretaker

Phone number of Owner/Caretaker

If the Owner/Caretaker is under 18 years of age:

Printed Name of Parent/Guardian

Signature of Parent/Guardian

Date

Address of Parent/Guardian

Phone number of Parent/Guardian

Veterinarian verification:

I, the undersigned, hereby verify that I have a **Veterinarian-client-patient-relationship** as defined below with the animal(s) and owner/caretaker identified on this form.

Veterinarian-client-patient-relationship. As defined in the Pennsylvania Veterinary Medicine Practice Act (act of December 27, 1974, P.L. 995, No. 326, § 3, as amended)(3 P.S. § 485.3), “means a relationship satisfying all of the following conditions: (i) the veterinarian has assumed the responsibility for making veterinary medical judgments regarding the health of an animal and the need for veterinary medical treatment, and the client, owner or caretaker of the animal has agreed to follow the instructions of the veterinarian; (ii) the veterinarian has sufficient knowledge of the animal to initiate at least a general, preliminary or tentative diagnosis of the medical condition of the animal; (iii) the veterinarian is acquainted with the keeping and care of the animal by virtue of an examination of the animal or medically appropriate and timely visits to the premises where the animal is kept; (iv) the veterinarian is available for consultation in cases of adverse reactions to or failure of the regimen of therapy; (v) the veterinarian maintains records on the animal examined in accordance with regulations established by the board.

Printed Name of Veterinarian

Signature of Veterinarian

Date

Phone number of Veterinarian

Practice Name

License number